

Encino / January 24, 2009 @ 10:00am

Hole	CP		CP		LD				CP		CP		IN	GROSS	HDPC	NET									
	1	2	3	4	5	6	7	8	9	10	11	12					13	14	15	16	17	18			
Handicap	13	11	15	7	9	5	1	17	3	OUT 36	5	2	6	16	18	12	4	14	8	IN 36					
Par	4	5	3	5	4	3	4	4	4	36	5	4	4	4	4	3	4	3	5	36			POINTS		
1	Prioleau, Abe	5	5	5	5	6	5	6	6	6	49	5	6	4	5	5	4	5	3	6	43	92	30.4	61.6	500.0
2	Jancik, Francis	5	6	4	5	4	4	5	4	5	42	5	5	5	4	4	4	5	4	5	41	83	13.0	70.0	300.0
3	Ellis, Doug	7	7	3	6	6	4	5	5	6	49	6	6	6	8	5	5	5	5	7	53	102	30.5	71.5	190.0
4	Harwood, Duane	5	6	4	6	5	4	4	3	5	42	5	4	4	5	4	4	5	4	6	41	83	11.0	72.0	135.0
5	Macaluso, Jim	5	5	5	3	5	5	5	5	6	44	6	5	6	5	5	3	4	3	6	43	87	14.2	72.8	110.0
6	Smith, Dan	4	6	3	6	4	5	4	4	5	41	6	5	4	4	4	5	6	5	7	46	87	13.9	73.1	100.0
7	Kleiger, Ron	5	8	4	6	6	5	7	6	6	53	6	3	5	4	3	5	5	4	7	42	95	21.4	73.6	90.0
8	Ramirez, David	4	5	3	5	3	4	5	4	6	39	4	6	6	4	5	4	6	5	6	46	85	8.8	76.2	85.0
9	Bass, Pat	4	5	5	4	4	3	5	4	4	38	5	4	6	5	4	4	6	3	5	42	80		80.0	80.0
10	Nice, Doug	7	5	4	8	6	4	8	6	7	55	8	6	5	8	6	5	5	4	7	54	109	25.8	83.2	75.0
11	Shinagawa, Lance	8	7	5	8	6	5	6	5	6	56	6	8	6	5	6	3	9	5	8	56	112	26.8	85.2	70.0
12	Pachciarz, Judy	6	8	4	7	6	5	8	6	6	56	6	7	7	5	5	4	5	4	6	49	105	15.1	89.9	65.0
13	Mendez, Kris	5	7	6	6	5	4	5	6	6	50	8	7	6	3	4	4	5	6	7	50	100		100.0	60.0
14	Rodriguez, Ramon	5	7	4	6	6	5	7	6	7	53	6	5	7	5	5	4	6	6	8	52	105		105.0	57.0
Average		5.4	6.2	4.2	5.8	5.1	4.4	5.7	5.0	5.8	47.6	5.9	5.5	5.5	5.0	4.6	4.1	5.5	4.4	6.5	47.0	94.6			

Tee	Rating	Slope
BACK	70.9	114
MIDDLE	69.3	112
FORWARD	74.3	117
	22.9	
	12.0	
	33.0	
	12.0	
	16.0	
	16.0	
	25.9	
	14.0	
	9.0	
	40.1	
	43.1	
	29.7	
	31.0	
	29.7	

Scorecard: Ace Eagle Birdie Par Bogey 2+ Bogeys = Guest (Non-Member)

\$8.75 = ((14 players x \$2.50) / 4 prizes)

- 3** Closest To Pin = Kleiger, Ron
- 6** Closest To Pin = n/a
- 15** Closest To Pin = Macaluso, Jim
- 17** Closest To Pin = Bass, Pat
- Low Putts = Tie - Harwood & Jancik
- 10** Longest Drive = Ramirez, David @ 283 yards

Encino / January 24, 2009 @ 10:00am

POS	Hole / Putts	CP				CP				OUT	LD				CP		CP		IN	TOTAL		
		1	2	3	4	5	6	7	8		9	10	11	12	13	14	15	16			17	18
T1	Harwood, Duane	3	3	2	2	3	2	0	1	2	18	2	1	1	1	2	2	2	2	2	15	33
T1	Jancik, Francis	2	3	2	2	2	1	2	1	2	17	2	2	2	1	2	1	2	2	2	16	33
T3	Prioleau, Abe	1	1	2	1	3	2	2	2	2	16	2	2	1	2	3	2	3	1	2	18	34
T3	Ramirez, David	2	2	1	1	0	2	1	2	2	13	2	2	3	1	3	2	3	2	3	21	34
T3	Rodriguez, Ramon	1	2	1	1	2	2	2	2	2	15	2	1	3	2	2	2	2	2	3	19	34
T3	Smith, Dan	1	2	1	2	1	3	1	2	1	14	2	2	2	2	2	3	2	2	3	20	34
	Macaluso, Jim	2	2	3	1	2	3	2	1	2	18	1	2	3	2	2	2	1	2	2	17	35
	Bass, Pat	2	2	2	1	2	1	2	2	1	15	2	2	3	3	2	2	3	2	2	21	36
	Pachciarz, Judy	2	3	2	2	3	3	1	2	2	20	2	2	2	1	2	2	1	2	2	16	36
	Kleiger, Ron	2	2	3	2	2	2	3	3	3	22	2	1	2	2	1	2	2	2	2	16	38
	Ellis, Doug	3	3	2	2	2	2	1	1	2	18	2	2	3	3	3	2	1	3	3	22	40
	Mendez, Kris	3	2	3	2	3	1	1	2	2	19	2	3	3	1	1	2	2	4	3	21	40
	Nice, Doug	3	2	2	3	3	2	2	3	3	23	3	2	2	5	2	2	2	2	3	23	46
	Shinagawa, Lance	3	3	2	3	2	3	3	2	2	23	2	2	3	2	3	2	3	3	3	23	46
	Average	2.1	2.3	2.0	1.8	2.1	2.1	1.6	1.9	2.0	17.9	2.0	1.9	2.4	2.0	2.1	2.0	2.1	2.2	2.5	19.1	37.1

Scorecard:  Ace  Eagle  Birdie  Par  Bogey  2+ Bogeys  = Guest (Non-Member)

Sierra Lakes / February 28, 2009 @ 10:00am

Hole	LD		CP		CP		CP		CP		CP		IN	GROSS	HDPCP	NET	POINTS							
	1	2	3	4	5	6	7	8	9	OUT	10	11						12	13	14	15	16	17	18
Handicap	11	7	9	17	1	15	3	5	13	OUT	4	8	10	18	14	12	2	16	6	IN				
Par	4	4	5	3	4	3	4	5	4	36	4	4	4	3	4	5	4	3	5	36	72			
1 Ellis, Doug	5	5	7	5	6	6	7	7	5	53	5	6	6	2	4	5	5	4	7	44	97	30.7	66.3	500.0
2 Nichols, Jerry	3	7	7	4	6	3	5	8	5	48	4	4	5	6	4	6	5	4	6	44	92	24.9	67.1	300.0
3 Prioleau, Abe	6	4	8	4	7	3	6	5	5	48	5	5	7	6	4	8	6	4	5	50	98	29.0	69.0	190.0
4 Smith, Dan	4	3	7	3	6	3	6	4	4	40	6	6	5	3	5	6	6	3	5	45	85	14.1	70.9	135.0
5 Mendez, Kris	6	5	6	6	6	5	7	8	7	56	5	6	7	3	6	10	6	4	7	54	110	36.4	73.6	110.0
6 Ramirez, David	5	5	5	5	4	4	4	5	4	41	5	3	4	3	5	5	6	6	4	41	82	8.3	73.7	100.0
7 Nice, Doug	5	5	7	5	8	5	6	9	5	55	5	5	5	3	4	7	5	4	6	44	99	25.3	73.7	90.0
8 Shinagawa, Lance	8	8	6	3	5	6	6	7	3	52	4	5	7	3	6	11	6	4	6	52	104	28.4	75.6	85.0
9 Harwood, Duane	5	4	4	4	5	5	5	6	5	43	5	4	5	5	5	6	5	4	5	44	87	11.0	76.0	80.0
10 Rodriguez, Ramon	6	6	7	4	6	3	6	7	6	51	5	6	6	4	7	6	5	4	8	51	102	25.8	76.2	75.0
11 Jancik, Francis	5	5	6	5	6	5	5	5	5	47	5	5	5	4	6	4	6	4	5	44	91	13.3	77.7	70.0
12 Macaluso, Jim	4	7	4	4	5	5	5	6	9	49	5	4	6	5	5	8	6	4	6	49	98	14.6	83.4	65.0
13 Larson, Herb	6	7	7	4	7	2	9	7	6	55	3	5	5	4	5	7	6	4	7	46	101		101.0	
14 Fager, Matt	6	9	7	7	7	4	5	8	7	60	6	3	6	3	5	5	7	3	5	43	103		103.0	
15 Cohen, Brad	7	7	9	3	9	6	9	6	6	62	6	6	8	7	7	8	7	4	8	61	123		123.0	
Average	5.4	5.8	6.5	4.4	6.2	4.3	6.1	6.5	5.5	50.7	4.9	4.9	5.8	4.1	5.2	6.8	5.8	4.0	6.0	47.5	98.1			

Tee	Rating	Slope
BACK	71.2	121
MIDDLE	69.7	117
FORWARD	70.7	118
	25.2	
	20.4	
	27.3	
	12.9	
	38.9	
	10.1	
	28.3	
	16.7	
	14.8	
	30.0	
	18.5	
	25.0	
	29.0	
	51.5	
	51.5	

Scorecard: Ace Eagle Birdie Par Bogey 2+ Bogeys = Guest (Non-Member)

\$8.00 = ((16 players x \$2.50) / 5 prizes)

- 4 Closest To Pin = Nichols, J. @ 39' 2"
- 6 Closest To Pin = Larson, H. @ 4' 9"
- 13 Closest To Pin3 = Ellis, D. @ 1' 10"
- 17 Closest To Pin = Fager, M. @ 14' 10"
- Low Putts = Smith, D. @ 33 putts

- 3 Longest Drive = Ramirez, David @ 302 yards

Sierra Lakes / February 28, 2009 @ 10:00am

POS	Hole / Putts	LD		CP		CP						CP		CP		IN	TOTAL					
		1	2	3	4	5	6	7	8	9	OUT	10	11	12	13			14	15	16	17	18
1	Smith, Dan	2	1	2	1	3	2	3	1	1	16	3	3	2	1	2	1	3	1	1	17	33
2	Ramirez, David	2	2	2	2	1	2	2	2	2	17	3	1	1	2	2	2	2	3	1	17	34
T3	Larson, Herb	2	3	2	2	2	1	3	3	2	20	0	1	1	3	1	2	3	1	3	15	35
T3	Nichols, Jerry	1	3	3	3	2	1	2	2	2	19	2	1	1	2	2	2	2	2	2	16	35
	Jancik, Francis	3	1	2	2	2	2	2	2	1	17	2	1	2	3	3	1	3	2	2	19	36
	Rodriguez, Ramon	2	3	2	2	2	2	2	1	2	18	2	3	1	2	2	1	1	2	4	18	36
	Shinagawa, Lance	4	2	2	1	2	3	1	2	1	18	1	2	2	1	2	3	3	2	2	18	36
	Ellis, Doug	1	2	2	3	3	3	3	2	2	21	3	2	1	1	1	2	2	2	2	16	37
	Nice, Doug	2	2	2	3	4	2	3	1	2	21	2	1	2	2	1	3	2	2	1	16	37
	Prioleau, Abe	3	1	2	2	3	1	3	1	2	18	2	1	3	2	2	3	3	1	2	19	37
	Macaluso, Jim	1	3	1	2	1	2	2	2	3	17	3	2	3	2	3	2	2	2	2	21	38
	Mendez, Kris	2	2	2	4	2	2	2	2	3	21	2	2	3	1	2	2	2	2	1	17	38
	Fager, Matt	2	4	4	3	3	2	2	2	3	25	2	0	1	1	2	2	3	2	1	14	39
	Harwood, Duane	2	2	1	2	3	2	2	3	2	19	3	2	2	2	3	2	2	3	1	20	39
	Cohen, Brad	2	2	3	1	3	3	3	2	2	21	2	3	3	3	1	3	2	2	3	22	43
	Average	2.1	2.2	2.1	2.2	2.4	2.0	2.3	1.9	2.0	19.2	2.1	1.7	1.9	1.9	1.9	2.1	2.3	1.9	1.9	17.7	36.9

Scorecard:  Ace  Eagle  Birdie  Par  Bogey  2+ Bogeys  = Guest (Non-Member)

Marshall Canyon / March 28, 2009 @ 10:00am

Hole	CP		LD		CP		CP						CP				IN	GROSS	HDCP	NET				
	1	2	3	4	5	6	7	8	9	10	11	12	13	14	15	16						17	18	
Handicap	11	17	3	5	1	13	9	15	7	OUT	6	18	14	2	10	8	16	12	4	IN				
Par	5	3	4	4	4	4	3	4	4	35	5	3	4	4	4	4	3	5	4	36	71			POINTS
1	Prioleau, Abe	7	5	4	5	7	6	3	5	7	49	5	4	5	6	5	5	5	5	45	94	28.3	65.7	500.0
2	Shinagawa, Lance	6	4	6	5	8	4	4	7	5	49	6	4	6	6	6	7	4	7	52	101	28.9	72.1	300.0
3	Smith, Dan	5	3	6	5	4	5	5	5	5	43	6	5	6	5	5	4	3	5	43	86	13.6	72.4	190.0
4	Murashige, Ken	6	4	5	5	5	3	4	6	6	44	7	5	3	7	6	3	2	6	44	88	15.2	72.8	
5	Nichols, Jerry	7	5	4	5	6	6	5	5	6	49	6	4	7	7	5	5	3	6	49	98	24.3	73.7	135.0
6	Jancik, Francis	5	3	5	5	7	5	4	6	5	45	5	4	6	5	4	5	4	5	43	88	13.3	74.7	110.0
7	Pachciarz, Judy	5	4	5	5	6	5	4	5	4	43	7	3	5	7	6	7	3	7	52	95	18.1	76.9	100.0
8	Harwood, Duane	5	5	4	5	6	6	4	4	4	43	7	5	5	5	6	4	4	4	45	88	11.0	77.0	90.0
9	Macaluso, Jim	7	5	5	5	4	4	6	5	6	47	7	4	7	5	5	5	3	4	45	92	14.6	77.4	85.0
10	Ramirez, David	5	6	9	4	5	5	6	4	7	51	4	3	4	4	4	4	3	5	35	86	8.2	77.8	80.0
11	Rodriguez, Ramon	8	5	8	5	7	5	3	6	5	52	6	6	6	7	5	6	4	6	53	105	25.8	79.2	75.0
12	Mendez, Kris	9	4	6	7	6	6	6	7	7	58	6	7	6	8	8	5	4	7	58	116	36.4	79.6	70.0
13	Nice, Doug	7	5	6	8	8	6	4	7	6	57	7	3	5	5	5	7	3	7	48	105	25.2	79.8	65.0
14	Ellis, Doug	8	7	6	6	7	4	5	7	6	56	6	5	6	9	6	6	7	7	58	114	30.0	84.0	60.0
15	Freedman, David	9	6	5	7	7	8	5	5	9	61	8	6	6	9	8	8	6	7	64	125	27.8	97.2	
16	Murashige, Kekoa	6	5	6	5	5	9	4	5	6	51	11	9	9	5	7	5	5	8	66	117	-	117.0	
17	Murashige, Linda	7	4	6	10	10	8	3	6	7	61	11	8	7	7	7	10	4	8	72	133	-	133.0	
Average		6.6	4.7	5.6	5.7	6.4	5.6	4.4	5.6	5.9	50.5	6.8	5.0	5.8	6.3	5.8	5.6	3.9	6.1	5.9	51.3	101.8		

Tee	Rating	Slope
BACK	69.5	120
MIDDLE	68.3	118
FORWARD	72.3	117
	24.6	
	31.3	
	15.5	
	18.9	
	24.8	
	17.4	
	21.9	
	17.4	
	21.2	
	15.5	
	31.6	
	45.7	
	35.1	
	40.3	
	50.9	
	46.6	
	58.6	


Scorecard: Ace Eagle Birdie Par Bogey 2+ Bogeys = Guest (Non-Member)

\$8.50 = ((17 players x \$2.50) / 5 prizes)

- 2 Closest To Pin = Jancik, F. @ 27' 3"
- 7 Closest To Pin = Murashige, L. @ 13' 8"
- 11 Closest To Pin = Ramirez, D. @ 22' 7"
- 16 Closest To Pin = Murashige, Ken @ 5' 6"
Low Putts = Smith, D. @ 31 putts
- 5 Longest Drive = Harwood, Duane @ 294 yards

Marshall Canyon / March 28, 2009 @ 10:00am

POS	Hole / Putts	CP			LD		CP			OUT	CP					CP				IN	TOTAL	
		1	2	3	4	5	6	7	8		9	10	11	12	13	14	15	16	17			18
1	Smith, Dan	1	2	2	2	1	1	2	2	3	16	2	2	1	2	2	2	1	1	1	15	31
2	Jancik, Frank	2	2	2	1	1	2	2	3	2	17	2	2	1	2	1	2	1	2	2	15	32
T3	Murashige, Ken	2	2	2	2	2	1	2	3	2	18	3	3	0	2	2	0	1	3	2	16	34
T3	Nichols, Jerry	2	2	1	2	3	3	3	2	1	19	1	2	2	2	1	2	1	2	2	15	34
	Ramirez, David	1	2	3	1	1	3	4	2	2	19	1	2	2	1	2	2	2	2	2	16	35
	Prioleau, Abe	3	3	1	1	3	2	2	2	3	20	2	1	1	1	2	2	2	2	3	16	36
	Macaluso, Jim	2	3	2	1	2	2	3	2	2	19	2	2	2	2	2	2	2	3	3	19	38
	Pachiarz, Judy	1	2	2	2	3	2	3	3	2	20	2	2	1	2	2	3	2	2	2	18	38
	Shinagawa, Lance	2	2	2	2	3	2	2	3	2	20	1	1	3	3	2	2	2	2	3	19	39
	Ellis, Doug	3	3	1	2	4	1	2	2	2	20	1	1	2	2	3	2	4	3	3	21	41
	Harwood, Duane	2	2	2	2	3	3	2	2	1	19	3	4	2	2	3	1	3	2	2	22	41
	Freedman, David	4	3	2	2	2	4	3	1	2	23	2	2	1	1	3	3	3	2	2	19	42
	Rodriguez, Ramon	4	3	3	1	3	2	1	3	2	22	2	2	2	3	2	2	2	3	2	20	42
	Mendez, Kris	3	2	2	3	1	2	3	3	3	22	2	3	1	3	3	2	2	2	3	21	43
	Murashige, Kekoa	3	3	1	1	2	5	2	1	3	21	3	3	3	2	2	2	2	3	3	22	43
	Nice, Doug	3	2	2	4	4	3	2	3	3	26	2	2	2	2	2	3	2	2	3	20	46
	Murashige, Linda	2	2	2	4	3	3	2	3	2	23	3	2	2	2	3	4	2	3	5	26	49
	Average	2.4	2.4	1.9	1.9	2.4	2.4	2.4	2.4	2.2	20.2	2.0	2.1	1.6	2.0	2.2	2.1	2.1	2.2	2.5	18.8	39.1

Scorecard:  Ace  Eagle  Birdie  Par  Bogey  2+ Bogeys  = Guest (Non-Member)

Hole	CP LD									OUT	CP									IN	GROSS	HDCP	NET	
	1	2	3	4	5	6	7	8	9		10	11	12	13	14	15	16	17	18					
Handicap	5	17	1	11	13	15	9	7	3	OUT	8	2	12	4	18	10	6	16	14	IN				
Par	4	4	4	4	3	5	5	4	4	37	4	4	4	3	4	3	4	4	5	35	72		POINTS	
1 Shinagawa, Lance	5	4	5	4	4	6	6	4	6	44	6	5	4	4	5	4	5	5	9	47	91	29.0	62.0	500.0
2 Smith, Dan	4	4	5	4	4	6	6	5	4	42	5	4	4	3	4	4	4	4	5	37	79	13.5	65.5	300.0
3 Prioleau, Abe	6	7	6	6	5	6	6	5	5	52	6	6	3	4	4	4	5	4	7	43	95	27.5	67.5	190.0
4 Nice, Doug	4	5	6	4	5	5	5	5	6	45	7	6	5	4	5	5	5	6	7	50	95	25.2	69.8	135.0
5 Macaluso, Jim	5	5	4	5	4	5	5	4	6	43	4	5	4	5	6	4	5	5	5	43	86	15.0	71.0	110.0
6 Harwood, Duane	4	5	4	4	3	4	5	5	4	38	4	6	8	3	6	3	5	5	5	45	83	11.2	71.8	100.0
7 Freedman, David	4	6	5	5	5	8	10	5	5	53	6	5	6	4	6	5	5	4	7	48	101	28.9	72.1	
8 Ramirez, David	5	4	5	5	4	5	5	4	4	41	4	4	4	4	7	4	4	6	4	41	82	8.4	73.6	90.0
9 Nichols, Jerry	6	4	6	6	4	6	7	6	7	52	6	6	4	5	5	4	6	5	6	47	99	24.2	74.8	85.0
10 Jancik, Francis	5	4	5	5	5	6	7	4	6	47	5	6	4	3	4	4	4	7	6	43	90	13.3	76.7	80.0
11 Ellis, Doug	5	6	5	5	6	7	9	5	6	54	5	7	9	3	5	5	8	5	8	55	109	30.6	78.4	75.0
12 Rodriguez, Ramon	6	5	6	6	6	7	7	6	7	56	5	7	7	4	6	6	6	5	7	53	109	27.1	81.9	70.0
13 Bass, Pat	6	3	6	5	5	5	6	6	6	48	5	6	5	4	4	4	6	3	6	43	91		91.0	65.0
Average	5.0	4.8	5.2	4.9	4.6	5.8	6.5	4.9	5.5	47.3	5.2	5.6	5.2	3.8	5.2	4.3	5.2	4.9	6.3	45.8	93.1			

Tee	Rating	Slope
BACK	70.8	123
MIDDLE	69.8	121
FORWARD	75.1	125
	19.8	
	7.5	
	23.5	
	23.5	
	14.0	
	11.2	
	23.4	
	11.4	
	21.6	
	17.6	
	30.6	
	30.6	
	18.6	

Scorecard: Ace Eagle Birdie Par Bogey 2+ Bogeys = Guest (Non-Member)


\$7.50 = ((12 players x \$2.50) / 4 prizes)

- 5** Closest To Pin = Smith, Dan @ 18' 3"
- 13** Closest To Pin = Smith, Dan @ 8' 11"
- 15** Closest To Pin = Shinagawa, Lance @ 31' 1/2"
- n/a**

Low Putts = Smith, Dan & Ramirez, David @ 32 putts

- 6** Longest Drive = Ramirez, David @ 324 yards

POS	Hole / Putts	CP LD								OUT	CP CP								IN	TOTAL		
		1	2	3	4	5	6	7	8		9	10	11	12	13	14	15	16			17	18
T1	Ramirez, David	1	2	2	1	2	2	2	1	1	14	2	1	2	2	3	2	2	3	1	18	32
T1	Smith, Dan	1	2	2	2	3	1	2	2	1	16	1	2	2	2	2	2	1	2	2	16	32
T3	Harwood, Duane	2	1	1	2	1	1	2	2	1	13	2	2	4	1	1	1	3	3	3	20	33
T3	Jancik, Frank	2	1	2	3	2	2	2	2	2	18	2	3	1	1	1	2	1	2	2	15	33
T3	Prioleau, Abe	2	3	2	2	2	3	2	2	1	19	2	2	1	2	1	1	2	2	1	14	33
	Bass, Pat	2	1	2	2	2	2	2	3	2	18	2	2	2	2	1	1	3	1	2	16	34
	Shinagawa, Lance	1	1	2	2	3	2	2	1	2	16	2	1	2	2	2	3	2	2	2	18	34
	Freedman, David	1	2	2	2	1	4	3	1	2	18	2	1	2	2	2	3	2	2	2	18	36
	Nichols, Jerry	2	2	2	2	2	1	2	2	2	17	2	2	2	2	1	3	3	2	2	19	36
	Ellis, Doug	1	2	2	2	2	2	2	2	2	17	2	3	3	2	1	3	2	2	2	20	37
	Macaluso, Jim	2	2	2	3	2	2	1	1	3	18	2	2	2	3	2	2	2	3	1	19	37
	Rodriguez, Ramon	2	2	2	2	3	3	2	2	3	21	1	3	3	2	2	3	2	2	2	20	41
	Nice, Doug	2	2	2	2	2	2	2	2	3	19	2	2	3	2	3	3	3	3	2	23	42
	Average	1.6	1.8	1.9	2.1	2.1	2.1	2.0	1.8	1.9	17.2	1.8	2.0	2.2	1.9	1.7	2.2	2.2	2.2	1.8	18.2	35.4

Scorecard:  Ace  Eagle  Birdie  Par  Bogey  2+ Bogeys  = Guest (Non-Member)

Hole	CP				LD				OUT	CP				CP				IN	GROSS	HDCP	NET	POINTS		
	13	2	3	4	5	6	7	8		9	10	11	12	13	14	15	16						17	18
Handicap	13	1	7	17	15	9	5	3	11	OUT	4	6	16	14	10	18	2	12	8	IN				
Par	5	4	3	4	4	4	4	4	5	37	4	3	4	4	5	3	4	4	4	35	72			
1 Shinagawa, Lance	8	6	4	5	5	4	6	6	6	50	4	4	6	7	7	4	6	5	7	50	100	27.8	72.2	500.0
2 Harwood, Duane	5	3	3	4	5	4	5	6	6	41	7	3	5	5	6	4	5	4	5	44	85	10.8	74.2	300.0
3 Mullins, Jeff	6	6	4	5	4	4	4	5	6	44	5	4	6	5	5	5	7	5	4	46	90	15.0	75.0	
4 Smith, Dan	5	5	3	9	4	5	3	4	5	43	4	4	4	5	7	4	5	6	7	46	89	12.8	76.2	190.0
5 Prioleau, Abe	6	6	5	5	6	7	6	8	7	56	5	6	5	4	6	7	6	4	5	48	104	26.5	77.5	135.0
6 Ellis, Doug	7	6	5	6	7	4	6	6	8	55	5	7	6	7	6	4	7	6	6	54	109	31.0	78.0	110.0
7 Nichols, Jerry	7	6	4	5	5	6	7	5	6	51	9	3	5	6	8	4	6	5	6	52	103	24.8	78.2	100.0
8 Jancik, Francis	5	4	5	6	6	5	5	4	6	46	5	4	5	4	6	4	6	7	5	46	92	13.3	78.7	90.0
9 Macaluso, Jim	5	6	4	4	5	7	4	4	7	46	6	6	6	7	5	6	5	5	5	51	97	14.5	82.5	85.0
10 Sager, Don	8	7	5	6	7	5	6	6	9	59	6	5	5	9	5	4	9	8	7	58	117	34.2	82.8	80.0
11 Mendez, Kris	8	7	6	4	6	5	7	6	11	60	7	5	7	6	9	3	5	6	7	55	115	29.8	85.2	75.0
12 Pachciarz, Judy	6	5	5	5	6	6	9	7	6	55	5	6	5	5	6	3	9	9	9	57	112	18.2	93.8	70.0
Average	6.3	5.6	4.4	5.3	5.5	5.2	5.7	5.6	6.9	50.5	5.7	4.8	5.4	5.8	6.3	4.3	6.3	5.8	6.1	50.6	101.1			

Tee	Rating	Slope
BACK	72.8	123
MIDDLE	71.5	121
FORWARD	77.0	132
	26.6	
	11.2	
	17.3	
	14.9	
	30.4	
	27.4	
	22.3	
	17.6	
	22.2	
	34.2	
	40.6	
	30.0	

Scorecard: Ace Eagle Birdie Par Bogey 2+ Bogeys = Guest (Non-Member)

\$10.00 = ((12 players x \$2.50) / 3 prizes)

- 3 Closest To Pin = Macaluso, Jim @ 19' 6.5"
- 11 Closest To Pin = n/a
- 15 Closest To Pin = Shinagawa, Lance @ 35'
- n/a
- Low Putts = Smith, Dan @ 28 putts
- 8 Longest Drive = Macaluso, Jim @ 265 yards

POS	Hole / Putts	CP				LD				OUT	CP				CP				IN	TOTAL		
		1	2	3	4	5	6	7	8		9	10	11	12	13	14	15	16			17	18
1	Smith, Dan	1	2	1	2	1	1	1	0	1	10	2	1	2	2	3	2	2	2	2	18	28
2	Harwood, Duane	2	1	2	1	2	2	2	3	1	16	2	1	2	3	3	1	2	1	2	17	33
T3	Macaluso, Jim	1	3	3	1	1	3	1	1	2	16	2	2	2	3	1	3	1	2	2	18	34
T3	Mullins, Jeff	2	2	2	2	1	2	1	2	2	16	1	2	2	2	2	2	3	2	2	18	34
	Ellis, Doug	2	3	3	3	3	1	2	2	3	22	1	2	3	2	1	2	2	2	2	17	39
	Jancik, Francis	2	2	3	2	3	2	2	2	2	20	2	2	1	1	3	2	2	4	2	19	39
	Nichols, Jerry	3	3	2	2	2	2	3	2	1	20	3	1	3	3	2	1	2	2	2	19	39
	Pachciarz, Judy	3	2	2	2	2	2	3	3	1	20	2	2	2	2	1	1	3	3	3	19	39
	Mendez, Kris	2	2	3	2	3	2	2	3	3	22	4	1	3	2	2	1	2	1	2	18	40
	Shinagawa, Lance	3	2	2	3	3	2	2	2	1	20	2	2	2	2	3	3	2	2	2	20	40
	Prioleau, Abe	1	3	3	3	3	2	2	3	3	23	1	3	3	2	2	2	2	1	1	18	41
	Sager, Don	1	2	3	3	2	1	2	1	3	18	2	2	2	5	1	1	4	3	3	23	41
	Average	1.9	2.3	2.4	2.2	2.2	1.8	1.9	2.0	1.9	18.6	2.0	1.8	2.3	2.4	2.0	1.8	2.3	2.2	2.1	18.7	37.3

Scorecard: Ace Eagle Birdie Par Bogey 2+ Bogeys = Guest (Non-Member)

* Pachciarz, Judy - Left after 15th hole; USGA Rules = withdrawal. However, SCDGC Standing Rule #5 applied which states Maximum Hole Score - double par + 1 stroke maximum, automatic 3 putts. Therefore, Holes 16, 17 and 18 are Par 4's which translates into scores of 9's for the final 3 holes [unplayed]. Pachciarz is eligible for Cup Points as a result, but score will not be utilized for SCDGC Index computation.

** Nichols, Jerry - On 10th hole, made strokes at a wrong ball [competitor Jancik's], beginning with 2nd shot until hole played out; USGA Rules = 2 stroke penalty plus return to 2nd shot with substituted ball [lost ball = 2 strokes] until hole played out. USGA further states "if a player fails to correct his mistake before making a stroke on the next teeing ground, he is disqualified." However, due to pace of play and inability to proceed under the Rules, SCDGC Standing Rule #5 applied which states Maximum Hole Score - double par + 1 stroke maximum, automatic 3 putts.

*** Smith, Dan - On 4th hole, took Rule 28 [Ball Unplayable] penalty of one stroke, but dropped ball closer to hole and stroked [2 stroke Penalty for Breach of Rule]. Due to breach and total strokes uncertainty, SCDGC Standing Rule #5 applied which states Maximum Hole Score - double par + 1 stroke maximum, automatic 3 putts.

Dad Miller / August 22, 2009 @ 9:15am

Hole	CP		CP		CP		CP		LD		IN	GROSS	HDCP	NET												
	1	2	3	4	5	6	7	8	9	10					11	12	13	14	15	16	17	18				
Handicap	9	7	3	17	15	1	13	5	11	OUT	14	18	2	16	10	6	4	12	8	IN						
Par	4	4	4	4	4	4	3	5	3	35	5	3	4	4	4	5	3	4	5	36	71					
1	Comegna, Nick	4	4	4	3	4	5	3	4	3	34	4	3	4	4	4	5	3	4	5	36	70	5.8	64.2	500.0	\$ 56.00
2	Shinagawa, Lance	8	5	4	4	4	5	4	6	5	45	7	3	4	4	6	8	3	6	7	48	93	27.1	65.9	300.0	\$ 34.00
3	Hengesh, Tom	7	5	5	5	5	5	5	5	4	46	7	4	6	4	4	7	5	4	6	47	93	26.5	66.5	190.0	\$ 21.00
4	Jancik, Francis	5	6	5	4	4	4	4	5	3	40	5	3	4	4	4	8	5	4	5	42	82	13.3	68.7	135.0	\$ 15.00
5	Ramirez, David	4	4	6	3	6	5	3	5	4	40	5	3	4	3	5	5	4	4	5	38	78	8.2	69.8	110.0	\$ 13.00
6	Prioleau, Abe	6	5	5	5	4	5	4	8	6	48	5	4	7	5	6	5	5	5	6	48	96	26.2	69.8	100.0	\$ 11.00
7	Pedroza, Louis	3	4	6	4	4	5	4	5	3	38	5	3	4	3	3	6	4	4	4	36	74	3.1	70.9		\$ 10.00
8	Macaluso, Jim	3	5	5	4	5	5	4	6	5	42	5	3	5	5	5	6	4	6	6	45	87	14.8	72.2	90.0	\$ 10.00
9	Bricocoli, Vinnie	5	5	4	4	4	3	3	5	3	36	5	3	4	3	7	11	5	4	5	47	83	9.1	73.9		\$ 10.00
10	Harwood, Duane	6	5	6	5	4	5	4	6	3	44	6	2	4	4	6	5	4	4	6	41	85	10.5	74.5	85.0	
11	Ellis, Doug	6	5	6	8	7	7	4	7	5	55	5	4	6	4	5	11	5	6	6	52	107	30.9	76.1	80.0	
12	Maucere, John	5	6	5	5	4	6	3	5	3	42	10	4	4	5	5	4	5	5	7	49	91	14.8	76.2		
13	Mendez, Kris	6	4	7	8	6	5	5	7	3	51	7	5	6	5	5	9	6	6	9	58	109	32.3	76.7	75.0	
14	Gutierrez, Steve	4	5	6	5	5	6	4	6	3	44	7	4	6	3	5	7	5	5	6	48	92	14.8	77.2	70.0	
15	Sager, Don	8	6	8	9	5	6	4	6	5	57	7	4	6	4	6	8	8	6	8	57	114	34.2	79.8	65.0	
16	Smith, Dan	5	6	5	4	6	5	5	7	3	46	7	3	7	3	5	7	4	5	6	47	93	12.4	80.6	60.0	
17	Nichols, Jerry	8	5	6	4	7	6	4	8	4	52	6	4	5	4	8	11	4	6	7	55	107	24.8	82.2	57.0	
18	Demkiw, Stephen	8	6	8	9	8	9	4	8	4	64	9	3	7	5	7	11	8	7	6	63	127	34.9	92.1		
19	Hawkins, Phil	6	6	5	5	4	6	7	8	4	51	8	5	6	5	6	6	6	4	7	53	104	-	104.0		
20	Stansell, Jeff	6	7	7	7	7	6	5	9	5	59	8	5	7	4	6	5	3	7	7	52	111	-	111.0		
Average		5.7	5.2	5.7	5.3	5.2	5.5	4.2	6.3	3.9	46.7	6.4	3.6	5.3	4.1	5.4	7.3	4.8	5.1	6.2	48.1	94.8				

Tee	Rating	Slope
BACK	68.6	116
MIDDLE	66.6	111
FORWARD	69.9	115
	1.4	
	23.8	
	23.8	
	13.1	
	9.2	
	26.7	
	5.3	
	17.9	
	14.0	
	16.0	
	37.4	
	21.8	
	39.4	
	22.8	
	44.2	
	23.8	
	37.4	
	56.9	
	34.5	
	41.3	

Scorecard: Ace Eagle Birdie Par Bogey 2+ Bogeys = Guest (Non-Member)

\$10.00 = ((20 players x \$2.50) / 5 prizes)

- 7 Closest To Pin = Smith, Dan @ 34' 10"
- 9 Closest To Pin = Maucere, John @ 13'
- 11 Closest To Pin = Smith, Dan @ 11' 8"
- 13 Closest To Pin = Smith, Dan @ 18' 4.5"
- Low Putts = Comegna, Nick @ 26 putts

- 18 Longest Drive = Comegna, Nick @ 265 yards

Dad Miller / August 22, 2009 @ 9:15am

POS	Hole / Putts	1		2		3		4		5		6		7		8		9		OUT	10		11		12		13		14		15		16		17		18		IN	TOTAL
		CP	CP	CP	CP	CP	CP	CP	CP	CP	CP	CP	CP	CP	CP	CP	CP	CP	CP		CP	CP	CP	CP	CP	CP	CP	CP	CP	CP	CP	CP	CP	CP	CP	CP	CP	CP		
1	Comegna, Nick	1	1	2	1	1	2	2	1	2	2	1	2	13	1	1	1	1	2	2	1	1	2	2	13	26														
2	Maucere, John	2	2	1	2	2	1	1	1	2	14	2	2	1	2	1	1	2	2	2	15	29																		
T3	Jancik, Francis	2	2	1	1	1	2	2	2	1	14	2	2	2	2	2	2	2	2	2	16	30																		
T3	Ramirez, David	2	2	2	2	1	2	1	1	1	14	2	2	2	1	2	2	1	2	2	16	30																		
	Gutierrez, Steve	2	2	3	2	1	2	2	2	1	17	2	1	1	1	1	2	2	2	2	14	31																		
	Pedroza, Louis	1	2	2	2	1	1	2	2	2	15	2	2	2	2	1	3	1	2	1	16	31																		
	Bricoccoli, Vinnie	2	2	1	2	2	1	1	2	2	15	3	2	1	2	2	2	3	2	1	18	33																		
	Smith, Dan	1	3	1	2	1	2	4	2	2	18	1	2	2	2	1	3	1	1	2	15	33																		
	Shinagawa, Lance	3	1	1	2	2	1	1	2	2	15	2	1	1	2	2	3	2	4	2	19	34																		
	Harwood, Duane	3	2	3	2	2	2	2	2	1	19	2	0	2	2	3	1	2	2	2	16	35																		
	Hawkins, Phil	2	2	2	2	1	2	2	2	2	17	2	2	2	2	2	1	3	2	2	18	35																		
	Macaluso, Jim	1	2	2	2	3	2	2	2	3	19	1	1	2	3	2	2	1	2	2	16	35																		
	Mendez, Kris	3	2	2	3	1	2	2	1	1	17	2	1	2	2	3	3	3	2	1	19	36																		
	Nichols, Jerry	3	2	2	2	3	1	1	3	2	19	1	1	1	2	2	4	2	2	2	17	36																		
	Sager, Don	2	2	3	3	2	1	2	1	3	19	2	1	1	2	1	4	3	1	2	17	36																		
	Hengesh, Tom	3	2	2	2	2	2	3	2	2	20	2	1	2	2	2	2	2	2	3	18	38																		
	Prioleau, Abe	3	2	2	2	1	2	2	2	2	18	1	2	3	2	3	2	3	2	2	20	38																		
	Stansell, Jeff	2	2	2	2	2	2	2	1	3	18	2	3	2	3	3	1	1	3	2	20	38																		
	Ellis, Doug	2	2	3	1	3	3	2	2	2	20	1	2	2	2	2	3	3	2	2	19	39																		
	Demkiw, Stephen	3	2	2	3	3	3	2	2	2	22	2	2	2	1	2	3	4	2	1	19	41																		
	Average	2.2	2.0	2.0	2.0	1.8	1.8	1.9	1.8	1.9	17.2	1.8	1.6	1.7	2.0	2.0	2.3	2.1	2.1	1.8	17.1	34.2																		

Scorecard:  Ace  Eagle  Birdie  Par  Bogey  2+ Bogey  = Guest (Non-Member)

Simi Hills / September 26, 2009 @ 10:12 a.m.

POS	Hole	CP		CP		CP		CP		LD	IN	GROSS	HDCP	NET	POINTS	PRIZE	Tee	Rating	Slope																	
		1	2	3	4	5	6	7	8	9										OUT	10	11	12	13	14	15	16	17	18	IN						
	Handicap	5	15	7	11	17	1	3	13	9	OUT	18	4	10	2	16	8	12	6	14	IN															
	Par	4	5	4	3	4	4	4	3	4	35	5	4	4	4	4	3	4	3	5	36	71														
1	Macaluso, Jim	4	7	4	4	4	4	4	3	4	37	5	5	5	3	7	5	3	5	6	44	81	15.8	65.2	2,500.0	\$ 49.00										
2	Prioleau, Abe	5	5	6	3	8	8	6	5	4	50	6	7	6	6	4	3	5	5	6	48	98	25.8	72.2	1,500.0	\$ 29.00										
3	Comegna, Nick	6	5	4	4	4	5	4	4	4	40	5	5	5	4	4	4	3	4	5	39	79	5.6	73.4	950.0	\$ 19.00										
4	Mullins, Jeff	6	5	5	6	6	4	6	3	5	46	5	4	5	4	6	5	4	3	8	44	90	15.3	74.7		\$ 13.00										
5	Murashige, Ken	5	7	5	4	4	5	6	5	5	46	5	6	6	5	4	4	5	4	7	46	92	16.7	75.3		\$ 11.00										
6	Farovitch, Larry	4	6	5	3	6	6	6	4	4	44	6	6	5	5	4	5	4	3	6	44	88	12.5	75.5		\$ 10.00										
7	Freedman, David	6	7	6	6	5	8	7	5	6	56	7	5	5	6	5	5	5	4	6	48	104	27.5	76.5		\$ 9.00										
8	Nichols, Jerry	7	5	7	3	7	6	5	3	6	49	7	8	5	5	5	5	6	5	7	53	102	24.8	77.2	675.0											
9	Ramirez, David	6	5	5	4	6	5	5	4	4	44	6	5	5	5	6	3	3	3	6	42	86	8.5	77.5	550.0											
10	Shinagawa, Lance	6	5	9	5	6	6	6	3	7	53	9	5	5	6	5	4	6	3	8	51	104	26.4	77.6	500.0											
11	Smith, Dan	5	4	5	3	5	5	5	4	5	41	8	6	5	4	3	4	8	5	7	50	91	12.4	78.6	450.0											
12	Ellis, Doug	6	7	6	4	5	7	9	5	6	55	8	8	6	6	6	4	7	4	6	55	110	30.8	79.2	425.0											
13	Harwood, Duane	6	6	5	5	5	4	5	4	6	46	5	8	5	5	5	4	5	3	5	45	91	10.8	80.2	400.0											
14	Mendez, Kris	7	6	6	7	6	7	5	5	9	58	9	8	6	5	6	5	6	5	10	60	118	32.3	85.7	375.0											
	Average	5.6	5.7	5.6	4.4	5.5	5.7	5.6	4.1	5.4	47.5	6.5	6.1	5.3	4.9	5.0	4.3	5.0	4.0	6.6	47.8	95.3														

Scorecard: Ace Eagle Birdie Par Bogey 2+ Bogeys = Guest (Non-Member)

\$8.75 = ((14 players x \$2.50) / 4 prizes)

- 4 Closest To Pin = Farovitch, Larry @ 5' 6 1/2"
- 8 Closest To Pin = Mullins, Jeff @ 27' 1"
- 15 Closest To Pin = n/a
- 17 Closest To Pin = Harwood, Duane @ 9' 4"
Low Putts = Farovitch, Larry @ 28 putts
- 18 Longest Drive = Comegna, Nick @ 265 yards

Simi Hills / September 26, 2009 @ 10:12 a.m.

POS	Hole / Putts	CP				CP					OUT	CP					CP		LD	IN	TOTAL	
		1	2	3	4	5	6	7	8	9		10	11	12	13	14	15	16				17
1	Farovitch, Larry	0	2	1	2	2	2	3	2	1	15	1	1	1	2	2	1	2	1	2	13	28
2	Comegna, Nick	1	2	1	3	2	2	1	2	1	15	2	2	2	1	2	2	1	1	2	15	30
T3	Freedman, David	2	2	3	1	2	1	3	2	2	18	2	2	0	1	2	2	2	1	1	13	31
T3	Ramirez, David	2	2	2	3	1	1	2	2	1	16	2	3	2	1	3	1	0	2	1	15	31
T3	Smith, Dan	2	1	2	2	2	1	2	1	2	15	3	1	1	2	1	2	3	1	2	16	31
	Macaluso, Jim	2	2	2	2	2	2	1	2	2	17	2	2	2	1	2	2	1	2	1	15	32
	Harwood, Duane	3	2	2	2	2	2	1	2	2	18	2	1	2	2	1	2	2	2	2	16	34
	Nichols, Jerry	2	1	2	2	2	2	2	1	2	16	2	3	2	1	2	2	2	2	2	18	34
	Shinagawa, Lance	3	1	1	2	2	2	2	1	2	16	3	2	3	2	2	2	2	1	2	19	35
	Murashige, Ken	2	2	2	3	1	3	2	2	2	19	2	2	2	1	2	2	2	2	2	17	36
	Ellis, Doug	2	2	2	2	2	2	3	3	3	21	3	2	2	2	2	1	2	0	2	16	37
	Mullins, Jeff	3	2	2	3	2	2	2	2	2	20	2	2	2	1	1	2	2	2	3	17	37
	Prileau, Abe	2	2	2	2	2	2	3	3	2	20	2	2	3	2	1	2	2	3	2	19	39
	Mendez, Kris	2	2	2	4	2	3	1	2	4	22	4	3	3	2	2	2	2	2	3	23	45
	Average	2.0	1.8	1.9	2.4	1.9	1.9	2.0	1.9	2.0	17.7	2.3	2.0	1.9	1.5	1.8	1.8	1.8	1.6	1.9	16.6	34.3

Scorecard:  Ace  Eagle  Birdie  Par  Bogey  2+ Bogeys  = Guest (Non-Member)

Diamond Bar / October 24, 2009 @ 9:00 a.m.

POS	Hole	CP			LD			CP			OUT	CP						IN	GROSS	HDCP	NET	POINTS	PRIZE				
		1	2	3	4	5	6	7	8	9		10	11	12	13	14	15							16	17	18	
	Handicap	3	5	11	7	17	9	13	1	15	OUT	16	6	8	10	14	12	4	18	2	IN						
	Par	4	4	3	5	4	5	4	4	3	36	4	4	5	3	4	5	4	3	4	36	72					
1	Jancik, Francis	4	5	4	6	4	5	5	6	3	42	4	5	5	3	3	6	4	3	4	37	79	12.9	66.1	2,500.0	\$ 45.00	
2	Harwood, Duane	4	4	4	5	5	5	3	5	3	38	4	5	5	4	4	5	6	3	5	41	79	11.3	67.7	1,500.0	\$ 27.00	
3	Shinagawa, Lance	6	5	4	7	4	6	5	7	4	48	5	4	8	4	5	5	5	4	6	46	94	26.3	67.7	950.0	\$ 17.00	
4	Macaluso, Jim	4	7	5	4	5	5	4	4	4	42	3	4	6	4	5	5	7	5	4	43	85	15.4	69.6	675.0	\$ 12.00	
5	Mendez, Kris	5	7	4	5	7	6	5	7	5	51	6	6	7	4	5	6	7	7	7	55	106	33.2	72.8	550.0	\$ 10.00	
6	Nichols, Jerry	6	7	4	6	6	6	5	6	4	50	5	5	7	4	4	7	5	4	6	47	97	23.5	73.5	500.0	\$ 9.00	
7	Prioleau, Abe	4	6	6	6	5	7	7	6	4	51	4	6	6	5	3	6	6	6	6	48	99	25.2	73.8	450.0		
8	Smith, Dan	5	4	6	6	5	5	5	5	4	45	5	5	6	3	5	6	4	4	5	43	88	12.4	75.6	425.0		
9	Comegna, Nick	6	5	3	6	4	5	4	5	4	42	4	7	6	3	4	5	4	3	4	40	82	5.9	76.1	400.0		
10	Mullins, Jeff	4	6	3	5	5	7	6	4	4	44	5	7	6	4	5	6	6	4	6	49	93	15.3	77.7	375.0		
11	Ramirez, David	6	6	5	7	4	5	4	5	6	48	5	4	9	5	4	5	5	3	7	47	95	8.5	86.5	350.0		
12	Sarrach, Mike	6	6	5	11	7	8	7	9	6	65	5	7	9	8	7	7	8	4	11	66	131		131.0			
13	Freedman, David	9	9	7	11	9	11	9	9	7	81	9	9	11	7	9	11	9	7	9	81	162	23.9	138.1	325.0		
	Average	5.3	5.9	4.6	6.5	5.4	6.2	5.3	6.0	4.5	49.8	4.9	5.7	7.0	4.5	4.8	6.2	5.8	4.4	6.2	49.5	99.2					

Tee	Rating	Slope
BLUE	72.8	124
WHITE	71.4	122
SILVER	73.9	122

Scorecard: Ace Eagle Birdie Par Bogey 2+ Bogeys = Guest (Non-Member)

\$8.00 = ((13 players x \$2.50) / 4 prizes)

- 3 Closest To Pin = Mendez, Kris @ 9' 5"
- 9 Closest To Pin = Jancik, Francis @ 49' 4"
- 13 Closest To Pin = n/a
- 17 Closest To Pin = Comegna, Nick @ 3' 4"
Low Putts = Tie - Harwood & Jancik @ 29 putts
- 6 Longest Drive = Ramirez, David @ 335 yards

Diamond Bar / October 24, 2009 @ 9:00 a.m.

POS	Hole / Putts	CP			LD			CP			OUT	CP						IN	TOTAL			
		1	2	3	4	5	6	7	8	9		10	11	12	13	14	15			16	17	18
T1	Harwood, Duane	1	2	2	2	0	2	1	2	1	13	1	2	2	2	2	2	2	1	2	16	29
T1	Jancik, Francis	2	1	2	2	2	1	2	2	2	16	1	2	2	1	1	3	1	1	1	13	29
T3	Comegna, Nick	2	2	2	2	2	2	2	2	2	18	1	1	2	1	2	2	2	2	1	14	32
T3	Nichols, Jerry	2	2	2	1	3	2	2	2	2	18	2	1	2	2	1	2	1	1	2	14	32
T3	Smith, Dan	2	1	2	2	1	2	1	1	3	15	2	2	3	1	2	2	1	2	2	17	32
	Macaluso, Jim	2	2	2	1	3	2	1	2	2	17	1	1	2	2	2	1	4	2	1	16	33
	Shinagawa, Lance	2	2	2	3	1	2	2	2	0	16	2	1	2	2	2	2	2	2	2	17	33
	Prioleau, Abe	1	2	3	1	1	2	2	2	2	16	1	3	3	2	1	2	3	2	3	20	36
	Ramirez, David	2	2	3	3	2	2	1	2	2	19	2	2	4	2	2	2	2	1	2	19	38
	Mendez, Kris	2	3	3	2	1	2	2	3	1	19	2	1	2	3	3	3	2	3	3	22	41
	Mullins, Jeff	2	2	2	2	1	4	2	2	2	19	3	2	3	2	2	3	3	2	2	22	41
	Sarrach, Mike	2	3	3	3	3	2	3	4	4	27	2	3	4	3	3	2	2	2	4	25	52
	Freedman, David	3	3	3	3	3	3	3	3	3	27	3	3	3	3	3	3	3	3	3	27	54
	Average	1.9	2.1	2.4	2.1	1.8	2.2	1.8	2.2	2.0	18.5	1.8	1.8	2.6	2.0	2.0	2.2	2.2	1.8	2.2	18.6	37.1

Scorecard:  Ace  Eagle  Birdie  Par  Bogey  2+ Bogeys  = Guest (Non-Member)

Knollwood / November 7, 2009 @ 10:00 a.m.

Hole	CP		CP		CP		LD		CP		OUT	IN	GROSS	HDPC	NET	POINTS								
	1	2	3	4	5	6	7	8	9	10							11	12	13	14	15	16	17	18
Handicap	1	3	13	3	11	15	9	17	7	7	4	6	8	16	14	2	12	18	10	IN				
Par	4	5	4	5	4	3	4	3	4	4	36	4	5	4	3	4	4	5	3	4	36	72		
1 Harwood, Duane	4	5	5	6	4	3	5	3	4	39	4	8	4	3	4	5	4	4	4	40	79	10.4	68.6	2,500.0
2 Shinagawa, Lance	6	6	5	6	6	4	5	6	5	49	7	5	7	5	5	5	5	2	7	48	97	25.5	71.5	1,500.0
3 Pachciarz, Judy	6	6	7	8	4	4	7	4	6	52	6	6	4	3	4	5	6	3	4	41	93	18.5	74.5	950.0
4 Nichols, Jerry	6	6	7	8	5	3	6	4	5	50	6	8	5	4	5	6	8	4	5	51	101	23.1	77.9	675.0
5 Comegna, Nick	8	7	5	5	5	3	4	3	4	44	6	7	5	3	4	4	5	2	4	40	84	5.9	78.1	550.0
6 Murashige, Ken	5	6	5	6	6	4	5	4	5	46	7	8	6	5	4	4	5	5	5	49	95	16.7	78.3	
7 Ramirez, David	5	5	7	7	4	4	4	4	6	46	5	7	5	4	3	6	6	2	3	41	87	8.5	78.5	500.0
8 Prioleau, Abe	7	7	5	5	7	5	5	4	9	54	7	6	5	6	5	7	6	4	4	50	104	24.7	79.3	450.0
9 Macaluso, Jim	6	7	8	7	5	4	6	3	5	51	5	5	5	4	4	7	6	4	5	45	96	14.8	81.2	425.0
10 Kleiger, Ron	5	7	6	6	11	3	6	4	6	54	7	6	6	5	5	5	7	5	5	51	105	21.7	83.3	400.0
11 Ellis, Doug	8	8	6	7	6	5	7	5	5	57	7	7	5	5	7	7	7	5	5	55	112	28.4	83.6	375.0
12 Jancik, Francis	7	6	4	6	7	2	8	4	6	50	7	6	5	4	5	5	7	3	4	46	96	11.9	84.1	350.0
13 Mendez, Kris	6	7	6	7	7	5	8	5	7	58	7	6	7	4	8	6	8	6	7	59	117	31.8	85.2	325.0
14 Smith, Dan	5	7	6	8	4	6	7	4	5	52	5	7	6	5	6	5	7	3	4	48	100	12.3	87.7	300.0
15 Hansen, Mark	5	5	5	6	7	3	4	4	5	44	5	7	6	4	4	4	6	5	5	46	90	-	90.0	
Average	5.9	6.3	5.8	6.5	5.9	3.9	5.8	4.1	5.5	49.7	6.1	6.6	5.4	4.3	4.9	5.4	6.2	3.8	4.7	47.3	97.1			

Tee	Rating	Slope
BACK	70.8	124
MIDDLE	68.9	119
FORWARD	73.1	126
	7.5	
	26.7	
	17.8	
	30.5	
	12	
	24.8	
	14.8	
	33.3	
	23	
	34.3	
	34.9	
	23	
	45.7	
	26.6	
	20.0	

Scorecard: Ace Eagle Birdie Par Bogey 2+ Bogeys = Guest (Non-Member)

\$7.50 = ((15 players x \$2.50) / 5 prizes)

- 6 Closest To Pin = Hansen, Mark @ 23' 4"
- 8 Closest To Pin = Comegna, Nick @ 33' 7"
- 13 Closest To Pin = Comegna, Nick @ 37' 11"
- 17 Closest To Pin = Shinagawa, Lance @ 1' 6-1/2"
Low Putts = Harwood, Duane @ 27 putts
- 16 Longest Drive = Macaluso, Jim @ 275 yards

Knollwood / November 7, 2009 @ 10:00 a.m.

POS	Hole / Putts	CP									OUT	CP									LD	CP	IN	TOTAL
		1	2	3	4	5	6	7	8	9		10	11	12	13	14	15	16	17	18				
1	Harwood, Duane	1	2	2	2	1	1	1	1	2	13	2	2	2	1	1	1	1	3	1	14	27		
2	Ramirez, David	2	1	2	1	2	2	1	2	3	16	2	1	2	2	1	2	1	1	1	13	29		
3	Pachciarz, Judy	1	2	3	2	2	2	2	2	2	18	1	1	1	1	1	2	3	1	1	12	30		
	Jancik, Francis	2	1	2	2	2	0	3	2	2	16	1	3	2	1	2	2	3	1	1	16	32		
	Kleiger, Ron	2	1	2	2	3	1	3	1	2	17	2	1	1	3	3	1	2	2	1	16	33		
	Macaluso, Jim	2	1	2	1	1	3	2	1	2	15	2	2	1	2	1	3	3	2	2	18	33		
	Smith, Dan	1	2	2	2	0	3	3	2	2	17	2	1	2	2	2	2	2	1	2	16	33		
	Comegna, Nick	2	2	2	2	3	1	2	2	2	18	3	4	1	2	1	2	1	1	2	17	35		
	Hansen, Mark	2	1	2	3	2	2	2	1	2	17	3	2	3	2	1	1	2	3	1	18	35		
	Shinagawa, Lance	2	2	2	2	3	2	2	3	2	20	2	1	2	3	2	1	2	1	2	16	36		
	Murashige, Ken	2	3	3	2	1	1	2	2	2	18	2	2	3	2	1	1	2	4	2	19	37		
	Nichols, Jerry	2	2	2	2	2	2	2	2	2	18	1	2	2	2	2	3	2	3	2	19	37		
	Ellis, Doug	2	2	2	2	2	2	3	2	2	19	1	3	3	2	2	3	1	2	2	19	38		
	Mendez, Kris	1	2	2	3	1	2	1	3	2	17	2	1	2	2	3	3	3	3	2	21	38		
	Prioleau, Abe	3	2	2	1	4	1	1	2	3	19	2	2	2	3	2	3	2	3	1	20	39		
	Average	1.8	1.7	2.1	1.9	1.9	1.7	2.0	1.9	2.1	17.2	1.9	1.9	1.9	2.0	1.7	2.0	2.0	2.1	1.5	16.9	34.1		

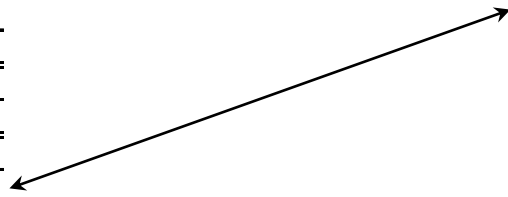
Scorecard:  Ace  Eagle  Birdie  Par  Bogey  2+ Bogeys  = Guest (Non-Member)

**SCDGC 2009
Cash Flow / Prize Distribution**

Prize Fund - Inflow	Golfers	Amount	Total	Reserve	Championship
Membership Dues: 1-Year	1	25.00	25.00	12.50	12.50
Membership Dues: 2-Year	20	20.00	400.00	200.00	200.00
January Prize Fees	14	5.00	70.00	35.00	35.00
February Prize Fees	16	5.00	80.00	40.00	40.00
March Prize Fees	17	5.00	85.00	42.50	42.50
April Prize Fees	13	5.00	65.00	32.50	32.50
May Prize Fees	10	5.00	50.00	25.00	25.00
June Prize Fees	12	5.00	60.00	30.00	30.00
August Prize Fees	20	5.00	100.00	50.00	50.00
September Prize Fees	14	5.00	70.00	35.00	35.00
October Prize Fees	13	5.00	65.00	32.50	32.50
November Prize Fees	15	5.00	75.00	37.50	37.50
1-Time Stimulus Fund					500.00
Total Inflow:			1,145.00	572.50	1,072.50
<hr/>					
Cash Prizes: Flight A/B/C Champs & MVP @ \$40 each				15%	160.00
<hr/>					
Cash Prizes: SCDGC Cup				85%	912.00
<hr/>					

SCDGC Cup Prize Distribution

Position	%	Prize
1	29.88%	\$272.00
2	17.99%	\$164.00
3	11.31%	\$103.00
4	8.12%	\$74.00
5	6.67%	\$61.00
6	5.98%	\$55.00
7	5.57%	\$51.00
8	5.16%	\$47.00
9	4.82%	\$44.00
10	4.50%	\$41.00
Purse	100%	\$912.00



Knollwood Country Club / November 7, 2009 @ 10:00am

Flight A/B/C Net Results

POS	FLIGHT	PLAYER	GROSS	INDEX	NET RESULT	PRIZE
1	A	Harwood, Duane	79	10.4	68.6	\$ 40
2	A	Comegna, Nick	84	5.9	78.1	
3	A	Ramirez, David	87	8.5	78.5	
4	A	Jancik, Francis	96	11.9	84.1	
1	B	Pachciarz, Judy	93	18.5	74.5	\$ 40
2	B	Nichols, Jerry	101	23.1	77.9	
3	B	Macaluso, Jim	96	14.8	81.2	
4	B	Smith, Dan	100	12.3	87.7	
1	C	Shinagawa, Lance	97	25.5	71.5	\$ 40
2	C	Prioleau, Abe	104	24.7	79.3	
3	C	Ellis, Doug	112	28.4	83.6	
4	C	Mendez, Kris	117	31.8	85.2	

**SCDGC 2009
Most Valuable Player Results**

#	Player	Gross	Low Net	Low Putts	Long Drive	Index	Points	MVP
1	Harwood, Duane	4	1	3	1	3	200	\$ 40
2	Prioleau, Abe	-	2	-	-	8	150	
3	Smith, Dan	2	-	4	-	5	100	
4	Ramirez, David	2	-	2	4	2	100	
5	Shinagawa, Lance	-	2	-	-	2	50	
6	Jancik, Francis	2	1	3	-	2	-	
7	Macaluso, Jim	1	1	-	2	-	-	
7	Nichols, Jerry	-	-	-	-	4	-	
8	Ellis, Doug	-	1	-	-	2	-	
10	Mendez, Kris	-	-	-	-	2	-	
Point Allocation:		200	100	100	100	100	600	

SCDGC Cup 2009

Standings		Regular Season [Jan-Aug]							Playoffs [Sep-Oct]		Jan-To-Oct			Championship [Nov]			
Rank	Member	Encino	Sierra Lakes	Marshall Canyon	Harding	Hansen Dam	Wilson	Dad Miller	Simi Hills	Diamond Bar	Events	Total	Average	Reset	Knollwood	Total	Prize
1	Harwood, Duane	135.0	80.0	90.0	100.0		300.0	85.0	400.0	1,500.0	8	2,690.0	336.3	1,600	2,500.0	4,100.0	\$272.00
2	Shinagawa, Lance	70.0	85.0	300.0	500.0		500.0	300.0	500.0	950.0	8	3,205.0	400.6	1,800	1,500.0	3,300.0	\$164.00
3	Macaluso, Jim	110.0	65.0	85.0	110.0		85.0	90.0	2,500.0	675.0	8	3,720.0	465.0	2,500	425.0	2,925.0	\$103.00
4	Prioleau, Abe	500.0	190.0	500.0	190.0		135.0	100.0	1,500.0	450.0	8	3,565.0	445.6	2,250	450.0	2,700.0	\$74.00
5	Jancik, Francis	300.0	70.0	110.0	80.0		90.0	135.0		2,500.0	7	3,285.0	469.3	2,000	350.0	2,350.0	\$61.00
6	Nichols, Jerry		300.0	135.0	85.0		100.0	57.0	675.0	500.0	7	1,852.0	264.6	1,400	675.0	2,075.0	\$54.00
7	Comegna, Nick							500.0	950.0	400.0	3	1,850.0	616.7	1,200	550.0	1,750.0	\$51.00
8	Pachciarz, Judy	65.0		100.0			70.0				3	235.0	78.3	420	950.0	1,370.0	\$47.00
9	Smith, Dan	100.0	135.0	190.0	300.0		190.0	60.0	450.0	425.0	8	1,850.0	231.3	1,000	300.0	1,300.0	\$44.00
10	Ellis, Doug	190.0	500.0	60.0	75.0		110.0	80.0	425.0		7	1,440.0	205.7	800	375.0	1,175.0	\$40.00
11	Ramirez, David	85.0	100.0	80.0	90.0			110.0	550.0	350.0	7	1,365.0	195.0	600	500.0	1,100.0	
12	Mendez, Kris	60.0	110.0	70.0			75.0	75.0	375.0	550.0	7	1,315.0	187.9	480	325.0	805.0	
13	Nice, Doug	75.0	90.0	65.0	135.0						4	365.0	91.3	460		460.0	
14	Rodriguez, Ramon	57.0	75.0	75.0	70.0						4	277.0	69.3	440		440.0	
15	Hengesh, Tom							190.0			1	190.0	190.0			n/a	
16	Bass, Pat	80.0			65.0						2	145.0	72.5			n/a	
17	Sager, Don						80.0	65.0			2	145.0	72.5			n/a	
18	Kleiger, Ron	90.0									1	90.0	90.0			n/a	
19	Gutierrez, Steve							70.0			1	70.0	70.0			n/a	
20	Oda, Scott										-	-	-			n/a	
21	Warshaw, Farley										-	-	-			n/a	
		14	12	13	12	0	11	14	10	10					12		