

San Dimas GC / January 25, 2014

POS	Hole	CP		CP		CP		CP		CP		LD		IN	GROSS	HDCP	NET	POINTS	PRIZE								
		1	2	3	4	5	6	7	8	9	OUT	10	11							12	13	14	15	16	17	18	
	Handicap	9	17	5	1	3	15	7	11	13	OUT	16	8	14	6	2	10	12	18	4	IN						
	Par	4	3	5	4	3	5	3	3	5	35	3	4	5	4	4	4	3	5	4	36	71					
1	Smith, Dan	6	4	7	6	3	5	3	3	6	43	3	6	8	6	6	5	2	4	5	45	88	16.0	72.0	500.0	\$49.00	
2	Ellis, Doug	6	4	8	4	5	6	4	4	8	49	4	7	7	5	6	8	4	6	5	52	101	28.0	73.0	300.0	\$29.00	
3	Pachciarz, Judy	5	5	7	5	5	6	3	3	6	45	4	7	6	6	5	7	4	7	5	51	96	19.0	77.0	190.0	\$19.00	
4	Thompson, David	6	4	6	4	4	5	7	7	7	50	4	4	6	5	7	6	3	10	5	50	100	22.0	78.0	135.0	\$13.00	
5	Harwood, Duane	4	5	6	5	4	5	3	3	6	41	5	6	5	5	6	7	4	6	7	51	92	13.0	79.0	110.0	\$11.00	
6	Freedman, David	8	7	9	6	4	6	5	5	8	58	4	6	5	11	7	6	4	5	5	53	111	31.0	80.0	100.0	\$10.00	
7	Mitchell, Tom	5	8	6	8	6	8	4	4	5	54	5	4	9	7	5	5	4	7	6	52	106	25.0	81.0	90.0	\$9.00	
8	Nichols, Jerry	5	4	8	7	3	6	4	4	8	49	4	7	9	6	7	7	5	7	7	59	108	26.0	82.0	85.0		
9	Dobrovech, David	7	4	7	6	6	6	3	3	8	50	6	6	7	8	9	7	6	6	7	62	112	30.0	82.0			
10	Goettsch, Bobby	7	5	7	5	6	7	5	5	7	54	5	5	8	5	6	5	4	6	7	51	105	20.0	85.0	80.0		
11	Macaluso, Jim	5	3	8	5	4	6	4	4	6	45	3	4	12	9	6	5	4	5	4	52	97	11.0	86.0	75.0		
12	Prioleau, Abe	4	7	8	5	5	7	3	8	7	54	5	6	8	4	6	7	7	6	7	56	110	19.0	91.0	70.0		
13	Shinagawa, Lance	5	4	7	6	4	7	3	7	7	50	5	5	9	7	6	10	8	9	8	67	117	26.0	91.0	65.0		
14	Aguilera, Andrew	6	4	9	7	6	8	7	8	12	67	7	8	9	8	7	7	5	7	5	63	130	36.0	94.0			
	Average	5.6	4.9	7.4	5.6	4.6	6.3	4.1	4.9	7.2	50.6	4.6	5.8	7.7	6.6	6.4	6.6	4.6	6.5	5.9	54.6	105.2					

Scorecard: Ace Eagle Birdie Par Bogey 2+ Bogeys = Guest (Non-Member)

\$7.00 = ((14 players x \$2.50)/5 prizes)

- 2 Closest To Pin = Aguilera, Andrew @ 29' 5"
- 5 Closest To Pin = Smith, Dan @ 23' 11"
- 10 Closest To Pin = Nichols, Jerry @ 30' 8 1/2"
- 16 Closest To Pin = Ellis, Doug @ 44'
- Low Putts = Dobrovech, David @ 31 putts
- 17 Longest Drive = Smith, Dan @ 251 yards

POS	Hole	CP		CP		CP		CP		CP		LD		IN	TOTAL							
		1	2	3	4	5	6	7	8	9	OUT	10	11			12	13	14	15	16	17	18
1	Dobrovech, David	2	1	1	1	2	2	1	1	3	14	2	1	2	3	2	2	2	2	1	17	31
2	Smith, Dan	3	1	2	3	2	2	2	2	3	20	1	1	2	3	0	2	0	1	2	12	32
T3	Macaluso, Jim	3	1	1	1	2	1	3	2	2	16	1	2	1	2	3	2	3	2	1	17	33
T3	Thompson, David	3	0	1	2	3	2	2	2	3	18	2	1	2	2	3	1	1	2	1	15	33
	Freedman, Arnold	2	2	2	1	1	1	2	2	3	16	1	2	2	3	3	2	2	1	2	18	34
	Pachciarz, Judy	2	3	3	2	1	2	2	3	2	20	2	2	1	2	2	3	1	1	2	16	36
	Mitchell, Tom	2	2	2	2	2	2	2	2	2	18	2	2	3	4	1	2	2	2	2	20	38
	Shinagawa, Lance	1	3	2	1	1	2	1	3	4	18	2	2	2	2	2	4	2	2	2	20	38
	Ellis, Doug	1	2	2	2	2	2	3	3	3	20	3	3	3	2	2	2	2	0	2	19	39
	Harwood, Duane	2	3	2	2	2	2	2	2	2	19	2	3	2	2	2	3	2	1	3	20	39
	Aguilera, Andrew	1	3	3	2	3	3	3	3	4	25	2	2	1	3	2	2	3	3	2	20	45
	Goettsch, Bobby	2	3	1	2	4	3	3	3	2	23	2	3	4	2	1	2	2	3	3	22	45
	Nichols, Jerry	2	3	2	2	1	2	2	2	3	19	3	3	5	1	3	3	3	2	3	26	45
	Prioleau, Abe	2	5	2	1	2	3	2	3	3	23	3	3	3	1	2	2	2	1	5	22	45
	Average	2.0	2.3	1.9	1.7	2.0	2.1	2.1	2.4	2.8	19.2	2.0	2.1	2.4	2.3	2.0	2.3	1.9	1.6	2.2	18.9	38.1

Hansen Dam / February 22, 2014

POS	Hole	1		2		3		4		5		6		7		8		9		OUT	10	11	12	13		14	15		16		17	18	IN	GROSS	HDCP	NET	POINTS	PRIZE
		Handicap	9	17	5	3	15	11	7	1	13	OUT	14	18	4	12	6	8	16	10	2	IN																
	Par	4	4	5	4	5	4	3	3	3	35	4	5	4	3	4	5	3	4	4	36	71																
1	Goettsch, Bobby	5	6	6	4	5	5	4	4	4	43	4	5	6	5	5	7	4	5	4	45	88	20.0	68.0	500.0	\$ 44.00												
2	Smith, Dan	3	5	6	5	5	6	5	5	5	45	5	5	4	2	5	5	4	4	5	39	84	15.0	69.0	300.0	\$ 27.00												
3	Ellis, Doug	8	5	6	6	6	6	3	3	4	47	5	7	5	4	6	7	4	6	7	51	98	29.0	69.0	190.0	\$ 17.00												
4	Pachciarz, Judy	5	6	7	6	4	4	4	4	4	44	6	6	4	3	5	6	3	5	7	45	89	18.0	71.0	135.0	\$ 12.00												
5	Harwood, Duane	5	4	5	5	5	5	3	3	4	39	7	5	5	4	4	6	4	5	5	45	84	12.0	72.0	110.0	\$ 10.00												
6	Mitchell, Tom	5	4	5	6	6	4	3	3	4	40	5	7	6	5	5	9	6	6	8	57	97	25.0	72.0	100.0													
7	Nichols, Jerry	6	7	6	6	8	5	3	3	4	48	6	6	6	7	6	6	5	6	6	54	102	27.0	75.0	90.0													
8	Thompson, David	6	3	7	6	6	6	4	4	3	45	4	7	6	6	7	6	5	7	6	54	99	23.0	76.0	85.0													
9	Prioleau, Abe	9	6	6	6	6	5	5	5	4	52	6	5	6	5	5	4	5	5	46	98	18.0	80.0	80.0														
10	Macaluso, Jim	6	5	7	5	6	6	4	4	6	49	5	5	6	3	5	5	4	6	5	44	93	10.0	83.0	75.0													
	Average	5.8	5.1	6.1	5.5	5.7	5.2	3.8	3.8	4.2	45.2	5.3	5.8	5.4	4.4	5.3	6.2	4.3	5.5	5.8	48.0	93.2																

Scorecard:  Ace  Eagle  Birdie  Par  Bogey  2+ Bogeys  = Guest (Non-Member)

\$5.00 = ((10 players x \$2.50)/5 prizes)

- 7 Closest To Pin = Mitchell, Tom @ 16' 6"
- 9 Closest To Pin = Ellis, Doug @ 11' 5"
- 13 Closest To Pin = Smith, Dan @ 19' 8"
- 16 Closest To Pin = Pachciarz, Judy @ 29' 0"
Low Putts = Smith & Harwood @ 34 putts
- 15 Longest Drive = Smith, Dan @ 248 yds

POS	Hole / Putts	1		2		3		4		5		6		7		8		9		OUT	10	11	12	13		14	15		16		17	18	IN	TOTAL
		CP	CP	CP	CP	CP	CP	CP	CP	CP	CP	CP	CP	CP	CP	CP	CP	CP	CP	CP	CP	CP	CP	CP	CP	CP	CP	CP	CP	CP	CP	CP		
T1	Smith, Dan	0	3	2	2	2	3	3	2	2	19	2	1	2	1	2	2	2	1	2	15	34												
T1	Harwood, Duane	2	2	2	2	1	1	1	2	2	15	3	2	2	3	2	2	2	1	2	19	34												
3	Goettsch, Bobby	2	3	2	1	2	2	2	1	2	17	1	2	3	3	2	2	2	2	1	18	35												
	Mitchell, Tom	2	2	2	2	1	2	2	3	2	18	2	1	3	3	2	2	2	1	3	19	37												
	Nichols, Jerry	2	3	2	1	2	1	1	3	2	17	3	1	2	4	2	2	3	1	2	20	37												
	Thompson, David	3	0	1	3	2	2	1	5	2	19	1	3	3	3	2	2	1	2	2	19	38												
	Pachciarz, Judy	3	4	2	2	1	2	2	4	2	22	3	2	1	1	2	3	2	1	3	18	40												
	Macaluso, Jim	2	2	3	2	2	2	3	3	2	21	3	2	1	1	3	2	3	2	2	19	40												
	Ellis, Doug	3	3	3	2	1	2	1	3	3	21	2	3	2	2	2	2	3	2	3	21	42												
	Prioleau, Abe	4	3	2	3	3	2	3	3	2	25	3	1	2	2	2	2	2	2	2	18	43												
	Average	2.3	2.5	2.1	2.0	1.7	1.9	1.9	2.9	2.1	19.4	2.3	1.8	2.1	2.3	2.1	2.1	2.2	1.5	2.2	18.6	38.0												

Diamond Bar GC / March 22, 2014

POS	Hole	CP			LD			CP			OUT	CP			CP			IN	GROSS	HDPCP	NET	POINTS	PRIZE			
		1	2	3	4	5	6	7	8	9		10	11	12	13	14	15							16	17	18
	Handicap	3	5	11	7	17	9	13	1	15	OUT	16	6	8	10	14	12	4	18	2	IN					
	Par	4	4	3	5	4	5	4	4	3	36	4	4	5	3	4	5	4	3	4	36	72				
1	Harryman, Brooks	5	7	4	6	5	5	6	6	3	47	7	6	6	3	6	5	6	4	7	50	97	31.0	66.0		\$45.00
2	Harwood, Duane	5	4	4	5	4	5	5	5	3	40	5	5	5	3	4	4	5	4	5	40	80	13.0	67.0	500.0	\$27.00
3	Nichols, Jerry	5	6	4	8	6	6	6	6	5	52	7	4	6	4	6	7	6	3	5	48	100	29.0	71.0	300.0	\$17.00
4	Clark, Ken	7	5	4	6	5	5	4	4	4	44	5	5	7	4	5	7	5	5	5	48	92	19.0	73.0		\$12.00
5	Goettsch, Bobby	4	5	4	5	6	6	8	8	4	50	4	6	7	4	5	5	5	4	5	45	95	22.0	73.0	190.0	\$10.00
6	Smith, Dan	4	5	3	8	5	7	6	6	3	47	5	5	7	4	5	7	4	3	4	44	91	16.0	75.0	135.0	\$9.00
7	Shinagawa, Lance	6	7	6	6	4	8	7	7	5	56	5	6	6	5	5	5	6	2	6	46	102	27.0	75.0	110.0	
8	Thompson, David	6	5	7	7	7	7	7	7	5	58	5	4	7	4	5	5	5	5	5	45	103	26.0	77.0	100.0	
9	Freedman, David	7	5	4	7	7	9	6	6	5	56	6	7	7	5	7	8	5	4	7	56	112	34.0	78.0	90.0	
10	Prioleau, Abe	4	5	3	7	7	7	5	5	4	47	7	6	5	5	6	6	6	6	6	53	100	19.0	81.0	85.0	
11	Lenham, Jeff	5	6	7	6	5	8	5	5	3	50	7	6	8	4	7	8	11	6	6	63	113	28.0	85.0	80.0	
12	Mitchell, Tom	9	5	7	6	6	6	7	8	4	58	6	5	6	5	5	8	8	6	7	56	114	27.0	87.0	75.0	
	Average	5.6	5.4	4.8	6.4	5.6	6.6	6.0	6.1	4.0	50.4	5.8	5.4	6.4	4.2	5.5	6.3	6.0	4.3	5.7	49.5	99.9				

Scorecard: Ace Eagle Birdie Par Bogey 2+ Bogeys = Guest (Non-Member)

\$15.00 = ((12 players x \$2.50)/2 prizes)

- 3 Closest To Pin = N/A
- 9 Closest To Pin = N/A
- 13 Closest To Pin = N/A
- 17 Closest To Pin = Shinagawa, Lance @ 4' 3"
Low Putts = Harwood, Duane @ 30 putts
- 6 Longest Drive = Mitchell, Tom @ 279 yards

POS	Hole	CP			LD			CP			OUT	CP			CP			IN	TOTAL			
		1	2	3	4	5	6	7	8	9		10	11	12	13	14	15			16	17	18
1	Harwood, Duane	1	2	1	2	1	2	2	3	1	15	2	2	2	1	2	0	2	2	2	15	30
2	Smith, Dan	1	2	1	2	2	2	2	2	1	15	1	2	3	2	1	2	1	2	2	16	31
3	Shinagawa, Lance	2	2	2	1	1	3	2	3	2	18	2	2	1	2	1	2	2	1	2	15	33
	Thompson, David	2	2	2	1	3	2	2	1	2	17	1	1	3	2	2	1	3	2	1	16	33
	Clark, Ken	2	3	2	2	1	2	1	1	2	16	2	2	2	2	2	2	2	2	1	17	33
	Prioleau, Abe	1	2	1	2	2	3	2	2	2	17	2	2	1	2	2	1	2	2	3	17	34
	Harryman, Brooks	2	2	1	3	2	1	2	3	1	17	3	3	2	1	1	1	3	2	2	18	35
	Goettsch, Bobby	2	2	1	2	2	2	4	3	1	19	1	2	3	2	3	1	2	2	1	17	36
	Nichols, Jerry	2	2	2	3	3	2	1	2	2	19	3	1	2	2	2	2	2	2	1	17	36
	Mitchell, Tom	2	3	2	1	2	2	2	3	1	18	1	2	1	2	2	2	2	3	3	18	36
	Freedman, David	2	1	2	2	2	2	2	1	2	16	1	3	2	2	2	3	2	3	2	20	36
	Lenham, Jeff	2	3	3	2	2	2	2	2	1	19	3	2	3	2	2	2	3	3	2	22	41
	Average	1.8	2.2	1.7	1.9	1.9	2.1	2.0	2.2	1.5	17.2	1.8	2.0	2.1	1.8	1.8	1.6	2.2	2.2	1.8	17.3	34.5

Knollwood GC / May 17, 2014

POS	Hole	1		2		3		4		5		6		7		8		9		OUT	10	11	12	13	14	15	16	17	18	IN	GROSS	HDCP	NET	POINTS	PRIZE
		CP	CP	CP	CP	CP	CP	CP	CP	CP	CP	CP	CP	CP	CP	CP	CP	CP	CP	CP	CP	CP	CP	CP	CP	CP	CP	CP	CP	CP					
	Handicap	3	5	11	7	17	9	13	1	15	OUT	16	6	8	10	14	12	4	18	2	IN														
	Par	4	5	4	5	4	3	4	4	4	37	4	5	4	3	4	4	5	3	4	36	73													
1	Dobrovech, David	7	7	5	9	6	4	7	7	4	56	5	6	6	5	5	4	6	5	5	47	103	35.0	68.0											
2	Nichols, Jerry	8	8	4	7	6	4	6	6	5	54	6	7	5	4	5	5	6	4	5	47	101	30.0	71.0	500.0	\$ 27.00									
3	Ellis, Doug	6	7	7	7	6	3	6	6	5	53	6	7	7	3	6	6	6	4	6	51	104	33.0	71.0	300.0	\$ 17.00									
4	Harwood, Duane	5	4	6	6	5	4	5	5	4	44	6	5	4	4	4	3	6	3	6	41	85	12.0	73.0	190.0	\$ 12.00									
5	Goettsch, Bobby	5	6	6	6	7	4	5	5	4	48	7	6	5	3	5	5	6	4	5	46	94	21.0	73.0	135.0	\$ 10.00									
6	Thompson, David	5	6	6	8	5	3	4	4	7	48	6	9	5	5	6	7	4	4	7	53	101	28.0	73.0	110.0										
7	Smith, Dan	5	5	4	7	5	3	6	6	5	46	5	6	4	3	5	8	6	3	4	44	90	16.0	74.0	100.0										
8	Mitchell, Tom	8	10	4	6	6	4	6	6	5	55	6	6	6	6	6	6	6	5	4	51	106	26.0	80.0	90.0										
9	Shinagawa, Lance	5	8	5	6	6	4	7	7	7	55	5	7	6	5	8	9	8	3	5	56	111	26.0	85.0	85.0										
10	Freedman, David	8	8	8	8	7	5	8	8	9	69	7	7	7	4	5	5	6	4	6	51	120	35.0	85.0	80.0										
11	Prioleau, Abe	9	7	6	6	6	5	6	6	5	56	6	6	6	4	4	6	7	4	7	50	106	19.0	87.0	75.0										
	Average	6.5	6.9	5.5	6.9	5.9	3.9	6.0	6.0	5.5	53.1	5.9	6.5	5.5	4.2	5.4	5.8	6.1	3.9	5.5	48.8	101.9													

Scorecard: Ace Eagle Birdie Par Bogey 2+ Bogeys = Guest (Non-Member)

\$5.50 = ((11 players x \$2.50)/5 prizes)

- 6 Closest To Pin = Smith, Dan @ 10' 9"
- 8 Closest To Pin = Harwood, Duane @ 24' 2"
- 13 Closest To Pin = Smith, Dan @ 9' 2"
- 17 Closest To Pin = Smith, Dan @ 4' 0"
Low Putts = Smith, Dan @ 29 putts
- 16 Longest Drive = Mitchell, Tom @ 250 yards

POS	Hole	1		2		3		4		5		6		7		8		9		OUT	10	11	12	13	14	15	16	17	18	IN	TOTAL
		CP	CP	CP	CP	CP	CP	CP	CP	CP	CP	CP	CP	CP	CP	CP	CP	CP	CP	CP	CP	CP	CP	CP	CP	CP	CP	CP	CP	CP	CP
1	Smith, Dan	1	1	1	1	1	2	3	1	1	12	2	2	2	2	2	2	2	2	1	17	29									
2	Dobrovech, David	1	2	2	1	2	1	2	2	1	14	2	2	2	3	2	1	1	3	1	17	31									
T3	Thompson, David	2	1	2	1	2	1	2	2	3	16	2	2	2	2	2	2	2	2	2	18	34									
T3	Mitchell, Tom	2	2	2	2	3	2	2	1	1	17	2	2	3	2	1	2	2	1	2	17	34									
	Nichols, Jerry	2	2	1	1	1	1	2	4	1	15	2	4	2	3	2	2	2	1	2	20	35									
	Goettsch, Bobby	1	2	2	2	2	2	2	2	1	16	2	2	2	2	3	2	2	3	2	20	36									
	Harwood, Duane	2	1	3	3	2	2	3	2	2	20	3	2	2	2	2	0	2	2	2	17	37									
	Freedman, David	1	2	2	3	2	2	3	2	2	19	2	2	3	2	2	1	2	2	2	18	37									
	Shinagawa, Lance	2	1	2	1	2	1	3	2	3	17	2	2	2	3	2	3	2	2	3	21	38									
	Ellis, Doug	2	3	3	3	2	2	2	2	1	20	2	1	3	1	3	3	2	2	2	19	39									
	Prioleau, Abe	1	3	2	3	2	2	2	3	2	20	2	2	3	2	2	2	2	2	3	20	40									
	Average	1.5	1.8	2.0	1.9	1.9	1.6	2.4	2.1	1.6	16.9	2.1	2.1	2.4	2.2	2.1	1.8	1.9	2.0	2.0	18.5	35.5									

Elkins Ranch GC / June 21, 2014

POS	Hole	CP				CP				OUT	CP				CP		LD	IN	GROSS	HDCP	NET	POINTS	PRIZE			
		1	2	3	4	5	6	7	8		9	10	11	12	13	14								15	16	17
	Handicap	17	3	7	15	9	1	13	11	5	OUT	14	10	6	12	16	4	18	2	8	IN					
	Par	4	4	5	3	4	4	3	3	4	34	4	3	4	4	4	4	3	4	5	35	69				
1	Ellis, Doug	7	8	7	3	5	7	4	4	6	51	6	4	7	5	6	5	3	5	8	49	100	32.0	68.0	500.0	\$35.00
2	Goettsch, Bobby	5	6	6	4	6	5	4	4	5	45	6	4	5	5	5	6	3	6	6	46	91	21.0	70.0	300.0	\$21.00
3	Harwood, Duane	5	4	5	5	4	5	3	3	5	39	4	3	5	7	5	6	3	5	6	44	83	12.0	71.0	190.0	\$14.00
4	Thompson, David	4	8	8	5	5	4	5	5	5	49	5	4	8	5	8	6	4	6	6	52	101	27.0	74.0	135.0	
5	Nichols, Jerry	6	5	7	6	6	6	5	5	8	54	5	4	6	8	5	4	4	6	6	48	102	28.0	74.0	110.0	
6	Smith, Dan	5	4	6	3	6	5	5	5	4	43	6	5	5	6	4	6	4	7	5	48	91	16.0	75.0	100.0	
7	Prioleau, Abe	6	6	7	3	7	7	6	6	5	53	7	4	7	4	6	6	4	8	6	52	105	19.0	86.0	90.0	
	Average	5.4	5.9	6.6	4.1	5.6	5.6	4.6	4.6	5.4	47.7	5.6	4.0	6.1	5.7	5.6	5.6	3.6	6.1	6.1	48.4	96.1				

Scorecard:  Ace  Eagle   Par  Bogey  2+ Bogeys  = Guest (Non-Member)




$\$3.50 = ((7 \text{ players} \times \$2.50) / 5 \text{ prizes})$

- 4** Closest To Pin = Ellis, Doug @ 11' 4"
- 7** Closest To Pin = Harwood, Duane @ 25' 1"
- 11** Closest To Pin = Harwood, Duane @ 25' 2"
- 16** Closest To Pin = Goettsch, Bobby @ 17' 6"
- Low Putts = Harwood, Duane @ 32 putts
- 17** Longest Drive = Ellis, Doug @ 218 yards

POS	Hole	CP				CP				OUT	CP				CP		LD	IN	TOTAL			
		1	2	3	4	5	6	7	8		9	10	11	12	13	14				15	16	17
1	Harwood, Duane	1	1	2	2	0	2	2	2	2	14	2	2	2	3	2	2	1	2	2	18	32
2	Smith, Dan	2	1	3	1	3	2	2	1	1	16	2	2	2	2	1	2	2	3	1	17	33
3	Thompson, David	1	2	3	3	2	1	2	2	1	17	2	1	2	2	2	1	3	2	2	17	34
	Nichols, Jerry	2	2	2	2	3	2	2	2	2	19	1	2	2	3	2	2	3	2	2	19	38
	Prioleau, Abe	1	2	3	1	3	3	1	2	2	18	1	2	2	2	3	3	2	3	2	20	38
	Goettsch, Bobby	1	2	2	2	2	2	2	2	1	16	2	2	2	3	3	3	2	2	3	22	38
	Ellis, Doug	2	2	4	2	2	2	2	3	3	22	3	2	3	2	3	2	1	1	2	19	41
	Average	1.4	1.7	2.7	1.9	2.1	2.0	1.9	2.0	1.7	17.4	1.9	1.9	2.1	2.4	2.3	2.1	2.0	2.1	2.0	18.9	36.3

Olivas Links GC / July 26, 2014

Hole	CP				CP				OUT	CP				LD		CP		IN	GROSS	HDCP	NET	POINTS	PRIZE			
	1	2	3	4	5	6	7	8		9	10	11	12	13	14	15	16							17	18	
Handicap	18	4	6	8	5	12	2	14	10	16	OUT	11	5	9	7	3	13	1	17	15	IN					
Par	4	5	4	5	3	4	4	4	4	5	37	4	4	4	3	5	4	4	3	5	36	73				
1 Smith, Dan	5	6	3	7	4	5	4	4	5	4	43	4	5	6	3	6	4	5	4	6	43	86	17.0	69.0	500.0	\$ 44.00
2 Goettsch, Bobby	4	6	4	4	3	5	6	6	6	6	44	5	4	6	5	6	5	4	5	6	46	90	21.0	69.0	300.0	\$ 27.00
3 Prioleau, Abe	4	6	5	6	4	6	4	4	5	5	44	5	5	6	4	6	4	6	3	6	45	89	18.0	71.0	190.0	\$ 17.00
4 Harwood, Duane	5	5	4	4	3	6	5	5	4	4	41	5	5	5	4	5	5	5	4	5	43	84	12.0	72.0	135.0	\$ 12.00
5 Thompson, David	7	8	4	4	6	4	5	5	4	4	47	4	5	4	6	9	7	8	3	5	51	98	24.0	74.0	110.0	\$ 10.00
6 Ellis, Doug	6	6	5	5	4	6	5	5	7	7	49	6	6	6	5	7	8	5	5	6	54	103	29.0	74.0	100.0	
7 Shinagawa, Lance	5	9	4	8	4	5	5	5	6	6	51	5	7	6	5	7	6	5	4	6	51	102	27.0	75.0	90.0	
8 Pachciarz, Judy	5	6	4	5	3	8	6	6	4	4	47	4	6	4	5	10	4	6	3	9	51	98	21.0	77.0	85.0	
9 Kerker, Bob	7	8	4	9	4	7	8	8	4	4	59	7	7	9	7	8	7	10	4	5	64	123	31.0	92.0		
10 Dobrovech, David	5	7	6	8	5	8	9	9	5	5	62	5	8	10	5	7	5	6	2	9	57	119	25.0	94.0		
11 Freedman, David	7	8	5	8	4	9	5	5	6	6	57	7	6	8	10	9	8	8	5	7	68	125	31.0	94.0	80.0	
Average	5.5	6.8	4.4	6.2	4.0	6.3	5.6	5.6	5.1	5.1	49.5	5.2	5.8	6.4	5.4	7.3	5.7	6.2	3.8	6.4	52.1	101.5				

Scorecard:  Ace  Eagle  Birdie  Par  Bogey  2+ Bogeys  = Guest (Non-Member)

\$5.50 ea. = ((11 players x \$2.50)/5 prizes)

- 5 Closest To Pin = Shinagawa, Lance @ 24' 8"
- 8 Closest To Pin = Smith, Dan @ 19' 2"
- 13 Closest To Pin = Smith, Dan @ 12' 7"
- 17 Closest To Pin = Dobrovech, David @ 7' 4"
- Low Putts = Smith, Dan @ 33 putts
- 16 Longest Drive = Pachciarz, Judy @ 180 Yards

Hole	CP				CP				OUT	CP				LD		CP		IN	TOTAL		
	1	2	3	4	5	6	7	8		9	10	11	12	13	14	15	16			17	18
1 Smith, Dan	3	2	0	2	1	2	1	2	1	14	2	2	2	2	3	2	2	2	2	19	33
2 Harwood, Duane	2	2	1	1	2	2	2	2	1	15	1	2	2	2	2	3	2	3	2	19	34
3 Pachciarz, Judy	2	2	2	2	1	2	2	2	1	16	1	2	2	2	4	1	2	2	3	19	35
4 Thompson, David	2	2	2	2	2	1	1	2	2	16	2	3	2	2	2	2	3	2	2	20	36
5 Dobrovech, David	2	3	2	2	3	2	2	3	2	21	0	2	4	2	1	2	3	1	2	17	38
6 Goettsch, Bobby	2	2	2	1	2	2	3	4	2	20	3	1	1	3	2	2	1	3	2	18	38
7 Shinagawa, Lance	2	2	2	2	2	2	1	2	3	18	2	2	3	3	2	1	2	3	2	20	38
8 Prioleau, Abe	2	2	3	2	3	3	0	2	2	19	3	2	3	2	2	2	2	2	3	21	40
9 Ellis, Doug	2	2	2	2	2	2	2	3	3	20	2	2	3	3	2	4	2	1	2	21	41
10 Kerker, Bob	3	2	2	2	2	2	4	3	0	20	2	2	3	3	3	3	3	2	2	23	43
11 Freedman, David	2	2	2	2	2	3	3	3	2	21	2	2	3	4	4	3	3	1	2	24	45
Average	2.2	2.1	1.8	1.8	2.0	2.1	1.9	2.5	1.7	18.2	1.8	2.0	2.5	2.5	2.5	2.3	2.3	2.0	2.2	20.1	38.3

FWGAD / Aug,2014

Hole		1	2	3	4	5	6	7	8	9	OUT	10	11	12	13	14	15	16	17	18	IN	GROSS	HDCP	NET	POINTS	PRIZE
POS	Par										OUT										IN					
1	Thompson, David										0										0	86	29.0	57.0	500.0	\$0.00
2	Ellis, Doug										0										0	97	34.0	63.0	300.0	\$0.00
3	Nichols, Jerry										0										0	99	32.0	67.0	190.0	\$0.00
4	Goettsch, Bobby										0										0	89	21.0	68.0	135.0	\$0.00
5	Smith, Dan										0										0	85	16.0	69.0	110.0	
6	Macaluso, Jim										0										0	88	18.0	70.0	100.0	
7	Harwood, Duane										0										0	87	12.0	75.0	90.0	
8	Freedman, David										0										0	111	36.0	75.0	85.0	
9	Pachciarz, Judy										0										0	94	15.0	79.0	80.0	
Average		###	###	###	###	###	###	###	###	###	0.0	###	###	###	###	###	###	###	###	###	0.0	92.9				

Scorecard:  Ace  Eagle  Birdie  Par  Bogey  2+ Bogeys  = Guest (Non-Member)

Hole		1	2	3	4	5	6	7	8	9	OUT	10	11	12	13	14	15	16	17	18	IN	TOTAL
1	Harwood, Duane										0										0	28
2	Smith, Dan										0										0	29
3	Macaluso, Jim										0										0	31
4	Pachciarz, Judy										0										0	31
5	Thompson, David										0										0	31
6	Goettsch, Bobby										0										0	33
7	Nichols, Jerry										0										0	33
8	Freedman, David										0										0	35
9	Ellis, Doug										0										0	37
Average		###	###	###	###	###	###	###	###	###	0.0	###	###	###	###	###	###	###	###	###	0.0	32.0

Balboa GC / September 20, 2014

Hole	CP LD									OUT	CP									IN	GROSS	HDCP	NET			
	1	2	3	4	5	6	7	8	9		10	11	12	13	14	15	16	17	18							
Handicap	5	17	13	9	15	1	11	3	7	OUT	10	16	8	18	6	14	4	2	12	IN						
POS	Par	4	4	5	3	5	4	4	4	4	37	4	4	5	3	4	4	4	3	4	35	72			POINTS	PRIZE
1	Macaluso, Jim	4	4	6	3	5	5	4	3	5	39	4	4	5	3	4	6	6	3	5	40	79	16.0	63.0	2,500	\$45.00
2	Harwood, Duane	4	5	4	4	6	4	5	3	6	41	4	5	4	3	5	5	4	4	6	40	81	11.0	70.0	1,500	\$27.00
3	Nichols, Jerry	6	6	6	4	7	9	5	5	5	53	5	4	6	3	5	5	6	4	5	43	96	26.0	70.0	950	\$17.00
4	Ellis, Doug	6	6	6	5	7	7	5	6	5	53	5	3	7	4	6	5	6	4	6	46	99	28.0	71.0	675	\$12.00
5	Goettsch, Bobby	5	6	6	4	7	8	5	5	5	51	5	4	5	3	5	5	6	4	4	41	92	20.0	72.0	550	\$10.00
6	Pachciarz, Judy	6	4	6	5	7	6	6	5	5	50	5	4	7	3	6	7	5	3	4	44	94	20.0	74.0	500	\$9.00
7	Thompson, David	7	5	6	5	5	5	5	8	5	51	8	4	6	5	4	5	6	4	5	47	98	24.0	74.0	450	
8	Prioleau, Abe	5	4	6	4	9	5	5	6	4	48	4	4	6	6	4	5	6	4	4	43	91	16.0	75.0	425	
9	Shinagawa, Lance	6	6	6	3	7	5	5	5	8	51	5	4	7	5	6	5	6	5	7	50	101	25.0	76.0	400	
10	Dobrovech, David	7	8	6	4	9	7	8	6	7	62	6	4	6	4	5	5	6	6	5	47	109	32.0	77.0		
11	Smith, Dan	5	6	6	4	6	7	5	5	5	49	5	4	6	4	6	7	5	5	3	45	94	15.0	79.0	375	
12	Freedman, David	7	7	7	5	6	7	6	6	7	58	7	7	6	6	5	7	8	5	6	57	115	32.0	83.0	350	
Average		5.7	5.6	5.9	4.2	6.8	6.3	5.3	5.3	5.6	50.5	5.3	4.3	5.9	4.1	5.1	5.6	5.8	4.3	5.0	45.3	95.8				

Scorecard: Ace Eagle Birdie Par Bogey 2+ Bogeys = Guest (Non-Member)

$\$7.50 = ((12 \text{ players} \times \$2.50)/4 \text{ prizes})$

- 4** Closest To Pin = Macaluso, Jim @ 6' 8.5"
 - 11** Closest To Pin = Ellis, Doug @ 8' 1/4"
 - 13** Closest To Pin = Harwood, Duane @ 19' 9"
 - 17** Closest To Pin = N/A
- Low Putts = Harwood, Duane @ 29 putts

- 5** Longest Drive = Harwood, Duane @ 248 yards

POS	Hole / Putts	CP LD									OUT	CP									IN	TOTAL
		1	2	3	4	5	6	7	8	9		10	11	12	13	14	15	16	17	18		
1	Harwood, Duane	1	2	1	2	2	1	3	1	2	15	1	1	1	2	2	1	1	2	3	14	29
2	Macaluso, Jim	1	2	2	2	1	2	2	1	2	15	2	2	1	1	2	2	2	1	2	15	30
3	Pachciarz, Judy	3	1	2	1	1	2	3	1	2	16	2	2	3	1	1	2	2	1	1	15	31
	Prioleau, Abe	2	1	2	2	4	2	2	2	1	18	1	1	2	2	2	2	2	2	1	15	33
	Goettsch, Bobby	1	1	2	2	1	3	2	2	2	16	2	2	2	1	2	2	3	2	1	17	33
	Ellis, Doug	1	2	2	2	1	3	2	2	2	17	2	1	2	1	2	2	2	2	3	17	34
	Shinagawa, Lance	2	2	2	2	2	1	2	1	2	16	2	2	2	1	1	2	3	2	3	18	34
	Smith, Dan	2	2	1	2	1	2	3	1	2	16	2	2	2	2	3	1	2	3	1	18	34
	Thompson, David	3	1	2	2	2	2	3	3	2	20	3	1	2	1	2	1	2	2	1	15	35
	Nichols, Jerry	2	1	2	3	2	3	2	2	2	19	2	2	2	2	2	1	2	2	2	17	36
	Dobrovech, David	1	2	2	2	3	3	3	1	3	20	2	2	3	2	1	2	2	2	2	18	38
	Freedman, David	2	3	2	3	2	2	2	2	3	21	2	2	2	3	1	3	3	3	1	20	41
Average		1.8	1.7	1.8	2.1	1.8	2.2	2.4	1.6	2.1	17.4	1.9	1.7	2.0	1.6	1.8	1.8	2.2	2.0	1.8	16.6	34.0

Simi Hills / October 18, 2014

POS	Hole	CP			CP			CP			CP			LD	IN	GROSS	HDCP	NET	POINTS	PRIZE						
		1	2	3	4	5	6	7	8	9	OUT	10	11	12							13	14	15	16	17	18
	Handicap	13	3	15	11	5	1	7	17	9	OUT	10	8	12	16	2	14	6	18	4	IN					
	Par	5	4	4	3	5	3	4	3	5	36	5	4	4	5	4	3	4	3	4	36	72				
1	Pachciarz, Judy	5	6	5	4	5	4	5	3	5	42	7	5	5	6	5	4	4	6	7	49	91	23.0	68.0	2,500.0	\$45.00
2	Shinagawa, Lance	6	6	6	4	7	6	7	4	7	53	7	4	5	8	5	3	5	3	6	46	99	23.0	76.0	1,500.0	\$24.00
3	Goettsch, Bobby	6	6	4	6	5	6	6	5	4	48	9	5	6	6	4	3	8	4	6	51	99	21.0	78.0	950.0	\$12.00
4	Nichols, Jerry	7	6	6	7	5	5	6	4	7	53	8	5	4	6	5	4	6	6	8	52	105	27.0	78.0	675.0	\$9.00
5	Harwood, Duane	6	5	4	4	4	6	6	4	5	44	5	5	7	5	6	4	5	3	7	47	91	12.0	79.0	550.0	
6	Smith, Dan	6	7	5	4	7	4	7	5	4	49	5	4	6	5	5	3	6	7	10	51	100	17.0	83.0	500.0	
7	Thompson, David	8	6	7	3	7	4	7	3	7	52	6	10	5	7	7	4	6	4	6	55	107	24.0	83.0	450.0	
8	Prioleau, Abe	5	8	6	4	9	7	5	3	6	53	6	9	8	9	9	4	4	4	7	60	113	16.0	97.0	425.0	
9	Freedman, David										0										0	WD			400.0	
	Average	6.1	6.3	5.4	4.5	6.1	5.3	6.1	3.9	5.6	43.8	6.6	5.9	5.8	6.5	5.8	3.6	5.5	4.6	7.1	45.7	100.6				

\$4.50 = ((9 players x \$2.50)/5 prizes)

- 4 Closest To Pin = Freedman, David @ 19' 11"
- 8 Closest To Pin = Pachciarz, Judy @ 15' 3"
- 15 Closest To Pin = Pachciarz, Judy @ 25' 3 1/2"
- 17 Closest To Pin = Shinagawa, Lance @ 11' 7"
- Low Putts = Thompson, David @ 32 putts
- 18 Longest Drive = Goettsch, Bobby @ 223 yards

POS	Hole / Putts	CP			CP			CP			CP			LD	IN	TOTAL						
		1	2	3	4	5	6	7	8	9	OUT	10	11	12			13	14	15	16	17	18
1	Thompson, David	2	1	1	2	2	1	3	1	2	15	2	2	1	3	1	2	3	1	2	17	32
2	Harwood, Duane	2	2	2	2	1	2	3	1	2	17	1	1	2	2	3	2	2	1	2	16	33
3	Shinagawa, Lance	1	1	2	2	2	2	2	3	2	17	2	1	2	2	2	1	3	2	2	17	34
4	Pachciarz, Judy	1	2	1	2	1	1	2	2	2	14	2	1	2	3	2	3	2	2	3	20	34
5	Smith, Dan	1	2	2	1	3	2	3	2	2	18	2	2	2	1	3	2	2	2	2	18	36
6	Nichols, Jerry	2	2	2	4	2	2	2	2	3	21	2	1	1	3	2	2	1	2	3	17	38
7	Goettsch, Bobby	2	2	2	4	3	3	4	3	1	24	3	2	3	3	2	1	2	2	2	20	44
8	Prioleau, Abe	1	3	2	3	6	2	2	1	3	23	2	3	2	3	3	3	1	1	3	21	44
9	Freedman, David										0										0	0
	Average	1.5	1.9	1.8	2.5	2.5	1.9	2.6	1.9	2.1	16.6	2.0	1.6	1.9	2.5	2.3	2.0	2.0	1.6	2.4	16.2	32.8

Scorecard: Ace Eagle Birdie Par Bogey 2+ Bogeys = Guest (Non-Member)

Griffith Park - Harding / November 1, 2014

		CP LD									CP															
Hole		1	2	3	4	5	6	7	8	9	OUT	10	11	12	13	14	15	16	17	18	IN	GROSS	HDCP	NET		
Handicap		5	17	1	11	13	15	9	7	3		8	2	12	4	18	10	6	16	14						
POS	Par	4	4	4	4	3	5	5	4	4	37	4	4	4	3	4	3	4	4	5	35	72		POINTS		
1	Goettsch, Bobby	5	4	5	5	4	6	5	5	5	44	6	5	5	6	5	4	5	4	6	46	90	20.0	70.0	2,500.0	\$ 44.00
2	Macaluso, Jim	5	4	5	5	3	6	4	4	6	42	6	6	4	5	4	6	5	4	6	46	88	16.0	72.0	1,500.0	\$ 27.00
3	Smith, Dan	5	5	5	4	5	5	5	7	6	47	4	6	5	4	7	3	4	5	6	44	91	16.0	75.0	950.0	\$ 17.00
4	Harwood, Duane	4	6	5	5	4	6	7	6	5	48	5	6	4	3	4	5	4	5	5	41	89	12.0	77.0	675.0	\$ 12.00
5	Ellis, Doug	6	5	5	6	5	6	9	6	6	54	6	7	8	3	4	5	7	5	7	52	106	29.0	77.0	550.0	\$ 10.00
6	Pachciarz, Judy	5	5	7	5	3	6	6	5	4	46	5	5	5	5	7	4	6	6	9	52	98	20.0	78.0	500.0	
7	Shinagawa, Lance	7	6	7	6	3	7	7	5	6	54	5	5	5	3	6	5	6	7	7	49	103	23.0	80.0	450.0	
8	Prioleau, Abe	6	5	6	6	4	5	6	6	5	49	6	7	5	5	4	4	6	6	5	48	97	16.0	81.0	425.0	
9	Nichols, Jerry	6	5	6	5	5	9	9	6	7	58	5	7	6	4	5	6	5	5	8	51	109	27.0	82.0	400.0	
10	Thompson, David	6	5	4	5	4	6	11	6	6	53	5	8	10	4	5	4	6	5	8	55	108	24.0	84.0	375.0	
11	Freedman, David	6	6	8	6	7	7	8	7	6	61	6	6	7	5	7	6	7	6	8	58	119	33.0	86.0	350.0	
Average		5.5	5.1	5.7	5.3	4.3	6.3	7.0	5.7	5.6	50.5	5.4	6.2	5.8	4.3	5.3	4.7	5.5	5.3	6.8	49.3	99.8				

Scorecard:  Ace  Eagle  Birdie  Par  Bogey  2+ Bogeys  = Guest (Non-Member)

\$9.00 = ((11 players x \$2.50)/3 prizes)

- 5** Closest To Pin = Pachciarz, Judy @ 41' 6" (\$9.00)
- 13** Closest To Pin = Shinagawa, Lance @ 24' 1" (\$9.00)
- 15** No One
Low Putts = Harwood, Smith, Goettsch @ 32 putts (\$3.00 each)
- 14** Longest Drive = Ellis, Doug @ 161 yards (One MVP Point)

		CP LD									CP											
POS	Hole / Putts	1	2	3	4	5	6	7	8	9	OUT	10	11	12	13	14	15	16	17	18	IN	TOTAL
1	Harwood, Duane	2	3	2	1	2	1	1	2	2	16	2	3	1	1	1	2	2	2	2	16	32
1	Smith, Dan	2	3	1	1	2	2	2	1	2	16	2	2	2	2	3	1	1	1	2	16	32
1	Goettsch, Bobby	2	1	2	2	1	1	2	2	2	15	2	3	1	2	2	2	2	1	2	17	32
4	Pachciarz, Judy	2	2	2	2	2	2	1	2	1	16	2	2	1	2	2	1	2	3	2	17	33
5	Shinagawa, Lance	2	2	2	2	1	1	2	1	2	15	1	2	2	2	2	3	2	2	2	18	33
6	Macaluso, Jim	3	2	2	2	1	3	1	1	1	16	3	3	2	2	2	2	1	2	1	18	34
7	Thompson, David	3	2	2	2	2	2	2	2	2	19	2	1	3	1	2	2	1	2	2	16	35
8	Prioleau, Abe	2	1	3	3	1	2	2	3	2	19	2	3	1	2	1	1	3	2	2	17	36
9	Ellis, Doug	3	2	1	2	2	2	2	3	2	19	2	3	2	1	1	2	3	2	2	18	37
10	Nichols, Jerry	3	2	2	2	3	3	2	3	2	22	2	3	2	3	2	2	1	2	1	18	40
11	Freedman, David	1	2	4	1	3	2	2	2	2	19	2	2	3	2	3	3	2	2	4	23	42
Average		2.3	2.0	2.1	1.8	1.8	1.9	1.7	2.0	1.8	17.5	2.0	2.5	1.8	1.8	1.9	1.9	1.8	1.9	2.0	17.6	35.1

SCDGC 2014 - Cup and Money Leader Standings

Cup Points		Regular Season [Jan-Aug]								Playoffs [Sep-Oct]		Jan-To-Oct			Championship [Nov]			
Rank	Member	San Dimas	Hansen Dam	Diamond Bar	Desert Cup	Knollwood	Elkins Ranch	Olivas Links	FWGAD	Balboa	Simi Hills	Events	Total	Average	Reset	Harding Griffith Park	Total	Prize
1	Goetsch, Bobby	80.0	500.0	190.0		135.0	300.0	300.0	135.0	550.0	950.0	9	3,140.0	348.9	2,000	2,500.0	4,500.0	\$ 160.00
2	Macaluso, Jim	75.0	75.0						100.0	2,500.0		4	2,750.0	687.5	1,600	1,500.0	3,100.0	\$ 96.00
3	Pachciarz, Judy	190.0	135.0					85.0	80.0	500.0	2,500.0	6	3,490.0	581.7	2,500	500.0	3,000.0	\$ 60.00
4	Harwood, Duane	110.0	110.0	500.0		190.0	190.0	135.0	90.0	1,500.0	550.0	9	3,375.0	375.0	2,250	675.0	2,925.0	\$ 44.00
5	Smith, Dan	500.0	300.0	135.0		100.0	100.0	500.0	110.0	375.0	500.0	9	2,620.0	291.1	1,400	950.0	2,350.0	\$ 36.00
6	Nichols, Jerry	85.0	90.0	300.0		500.0	110.0		190.0	950.0	675.0	8	2,900.0	362.5	1,800	400.0	2,200.0	\$ 32.00
7	Ellis, Doug	300.0	190.0			300.0	500.0	100.0	300.0	675.0		7	2,365.0	337.9	1,200	550.0	1,750.0	\$ 30.00
8	Shinagawa, Lance	65.0		110.0		85.0		90.0		400.0	1,500.0	6	2,250.0	375.0	1,000	450.0	1,450.0	\$ 28.00
9	Thompson, David	135.0	85.0	100.0		110.0	135.0	110.0	500.0	450.0	450.0	9	2,075.0	230.6	800	375.0	1,175.0	\$ 26.00
10	Prioleau, Abe	70.0	80.0	85.0		75.0	90.0	190.0		425.0	425.0	8	1,440.0	180.0	600	425.0	1,025.0	\$ 24.00
11	Freedman, David	100.0		90.0		80.0		80.0	85.0	350.0	400.0	7	1,185.0	169.3	480	350.0	830.0	
12	Mitchell, Tom	90.0	100.0	75.0		90.0						4	355.0	88.8	460		460.0	
13	Lenham, Jeff			80.0								1	80.0	80.0	440		440.0	
14	Comegna, Nick											-	-	-	420		420.0	
15	Kleiger, Ron											-	-	-	400		400.0	
		12	10	10	0	10	7	9	9	11	9					11		

Money Leaders		Regular Season [Jan-Aug]								Playoffs [Sep-Nov]			Jan-To-Nov		
Rank	Member	San Dimas	Hansen Dam	Diamond Bar	Desert Cup	Knollwood	Elkins Ranch	Olivas Links	FWGAD	Balboa	Simi Hills	Harding Griffith Park	Events	Total	Average
1	Goetsch, Bobby	\$ -	\$ 44.00	\$ 10.00		\$ 10.00	\$ 24.50	\$ 27.00	\$ -	\$ 10.00	\$ 12.00	\$ 230.75	10	\$ 368.25	\$ 36.83
2	Smith, Dan	\$ 56.00	\$ 34.50	\$ 9.00		\$ 22.00	\$ -	\$ 60.50	\$ -	\$ -	\$ -	\$ 56.00	10	\$ 238.00	\$ 23.80
3	Harwood, Duane	\$ 11.00	\$ 12.50	\$ 42.00		\$ 17.50	\$ 24.50	\$ 12.00	\$ -	\$ 42.00	\$ -	\$ 82.75	10	\$ 244.25	\$ 24.43
4	Macaluso, Jim	\$ -	\$ -						\$ -	\$ 52.50	\$ -	\$ 146.75	5	\$ 199.25	\$ 39.85
5	Ellis, Doug	\$ 36.00	\$ 22.00			\$ 17.00	\$ 38.50	\$ -	\$ -	\$ 19.50	\$ -	\$ 63.75	8	\$ 196.75	\$ 24.59
6	Pachciarz, Judy	\$ 19.00	\$ 17.00					\$ -	\$ -	\$ 9.00	\$ 54.00	\$ 69.00	7	\$ 168.00	\$ 24.00
7	Nichols, Jerry	\$ 7.00	\$ -	\$ 17.00		\$ 27.00	\$ -		\$ -	\$ 17.00	\$ 9.00	\$ 32.00	9	\$ 109.00	\$ 12.11
8	Shinagawa, Lance	\$ -	\$ -	\$ 15.00		\$ -		\$ 5.50		\$ -	\$ 28.50	\$ 37.00	7	\$ 86.00	\$ 12.29
9	Dobrovech, David	\$ 7.00				\$ 44.00		\$ 5.50		\$ -			4	\$ 56.50	\$ 14.13
10	Thompson, David	\$ 13.00	\$ -	\$ -		\$ -	\$ -	\$ 10.00	\$ -	\$ -	\$ 4.50	\$ 26.00	10	\$ 53.50	\$ 5.35
11	Harryman, Brooks			\$ 45.00									1	\$ 45.00	\$ 45.00
12	Prioleau, Abe	\$ -	\$ -	\$ -		\$ -	\$ -	\$ 17.00		\$ -	\$ -	\$ 24.00	9	\$ 41.00	\$ 4.56
13	Freedman, David	\$ 10.00		\$ -		\$ -	\$ -	\$ -	\$ -	\$ -	\$ 4.50	\$ -	8	\$ 14.50	\$ 1.81
14	Mitchell, Tom	\$ 9.00	\$ 5.00	\$ -		\$ -							4	\$ 14.00	\$ 3.50
15	Clark, Ken			\$ 12.00									1	\$ 12.00	\$ 12.00
16	Aguilera, Andrew	\$ 7.00											1	\$ 7.00	\$ 7.00
17	Comegna, Nick												-	\$ -	\$ -
18	Kleiger, Ron												-	\$ -	\$ -
19	Kerker, Bob							\$ -					1	\$ -	\$ -
20	Lenham, Jeff			\$ -									1	\$ -	\$ -
		\$ 175.00	\$ 135.00	\$ 150.00	\$ -	\$ 137.50	\$ 87.50	\$ 137.50	\$ -	\$ 150.00	\$ 112.50	\$ 768.00		\$ 1,853.00	

**SCDGC 2014
Most Valuable Player (MVP) Standings**

#	Player	Gross	Low Net	Low Putts	Long Drive	Index	# Attend	Points	MVP
1	Harwood, Duane	24.00	3.00	4.83	1.00	4.00	10	36.84	\$ 23.75
2	Smith, Dan	16.00	6.00	3.83	2.00	3.00	10	30.83	
3	Goettsch, Bobby	5.50	6.00	0.33	1.00	1.00	10	13.83	
4	Pachciarz, Judy	3.50	3.00		1.00	3.00	7	10.50	
5	Macaluso, Jim	6.00	3.00				5	9.00	
6	Prioleau, Abe	2.00				6.00	9	8.00	
7	Nichols, Jerry	0.50	3.00			4.00	9	7.50	
8	Thompson, David	2.00	3.00	1.00		1.00	10	7.00	
9	Ellis, Doug		3.00		2.00	1.00	8	6.00	
10	Shinagawa, Lance	0.50					7	0.50	
11	Mitchell, Tom				2.00		4	-	
12	Comegna, Nick						-	-	
13	Kleiger, Ron						-	-	
14	Lenham, Jeff						1	-	
15	Freedman, David						7	-	
16									
17									
18									
Total:		60.00	30.00	10.00	9.00	23.00		130.00	

2014 SCDGC
Money Prize Distribution

November Tournament at Harding GC								2014 Total Prize
Rank	Member	Tourney	CTP	Low Putts	Cup Points	Flights	MVP	
1	Goettsch, Bobby	\$ 44.00		\$ 3.00	\$ 160.00	\$ 23.75		\$ 230.75
2	Macaluso, Jim	\$ 27.00			\$ 96.00	\$ 23.75		\$ 146.75
3	Harwood, Duane	\$ 12.00		\$ 3.00	\$ 44.00		\$ 23.75	\$ 82.75
4	Pachciarz, Judy	\$ -	\$ 9.00		\$ 60.00			\$ 69.00
5	Ellis, Doug	\$ 10.00			\$ 30.00	\$ 23.75		\$ 63.75
6	Smith, Dan	\$ 17.00		\$ 3.00	\$ 36.00			\$ 56.00
7	Shinagawa, Lance	\$ -	\$ 9.00		\$ 28.00			\$ 37.00
8	Nichols, Jerry	\$ -			\$ 32.00			\$ 32.00
9	Thompson, David	\$ -			\$ 26.00			\$ 26.00
10	Prioleau, Abe	\$ -			\$ 24.00			\$ 24.00
11	Freedman, David	\$ -						\$ -
Total		<u>\$ 110.00</u>	<u>\$ 18.00</u>	<u>\$ 9.00</u>	<u>\$ 536.00</u>	<u>\$ 71.25</u>	<u>\$ 23.75</u>	<u>\$ 768.00</u>

Harding Golf Course / November 1, 2014

Flight A/B/C Net Results

POS	FLIGHT	PLAYER	GROSS	HANDICAP	NET RESULT	PRIZE
1	A	Macaluso, Jim	88	16	72	\$ 23.75
2	A	Smith, Dan	91	16	75	
3	A	Harwood, Duane	89	12	77	
4	A	Prioleau, Abe	97	16	81	
1	B	Goettsch, Bobby	90	20	70	\$ 23.75
2	B	Pachciarz, Judy	98	20	78	
3	B	Shinagawa, Lance	103	23	80	
1	C	Ellis, Doug	106	29	77	\$ 23.75
2	C	Nichols, Jerry	109	27	82	
3	C	Thompson, David	108	24	84	
4	B	Freedman, David	119	33	86	

**SCDGC 2014
Cash Flow / Prize Distribution**

Prize Fund - Inflow	Golfers	Amount	Total	Reserve	Championship
Membership Dues: 1-Year	15	27.00	405.00	202.50	\$ 202.50
CTP/Low Putts Fees - Jan	14	5.00	70.00	35.00	35.00
Non-Member Guest Fees - Jan	2	10.00	20.00	-	20.00
CTP/Low Putts Fees - Feb	10	5.00	50.00	25.00	25.00
Non-Member Guest Fees - Feb		10.00	-	-	-
CTP/Low Putts Fees - Mar	12	5.00	60.00	30.00	30.00
Non-Member Guest Fees - Mar	2	10.00	20.00	-	20.00
CTP/Low Putts Fees - Apr	0	5.00	-	-	-
Non-Member Guest Fees - Apr	0	10.00	-	-	-
CTP/Low Putts Fees - May	11	5.00	55.00	27.50	27.50
Non-Member Guest Fees - May	1	10.00	10.00	-	10.00
CTP/Low Putts Fees - Jun	7	5.00	35.00	17.50	17.50
Non-Member Guest Fees - Jun	0	10.00	-	-	-
CTP/Low Putts Fees - Jul I	11	5.00	55.00	27.50	27.50
Non-Member Guest Fees - Jul I	2	10.00	20.00	-	20.00
CTP/Low Putts Fees - Jul II	0	5.00	-	-	-
Non-Member Guest Fees - Jul II	0	10.00	-	-	-
CTP/Low Putts Fees - Sep	12	5.00	60.00	30.00	30.00
Non-Member Guest Fees - Sep	1	10.00	10.00	-	10.00
CTP/Low Putts Fees - Oct	9	5.00	45.00	22.50	22.50
Non-Member Guest Fees - Oct	0	10.00	-	-	-
CTP/Low Putts Fees - Nov	11	5.00	55.00	27.50	27.50
Non-Member Guest Fees - Nov	0	10.00	-	-	-
Extra 50 cents from Tournament Fee	1	5.50	5.50	-	5.50
1-Time Stimulus	1	100.00	100.00	-	100.00
Total Inflow:			1,075.50	445.00	\$ 630.50
<hr/>					
Cash Prizes: Flight A/B/C Champs & MVP =			\$ 23.75	15%	\$ 95.00
<hr/>					
Cash Prizes: SCDGC Cup				85%	\$ 536.00
<hr/>					
				100%	\$ 631.00

SCDGC Cup Prize Distribution

Position	Amount	%	Prize
1	10,300	29.88%	\$ 160.00
2	6,200	17.99%	\$ 96.00
3	3,900	11.31%	\$ 60.00
4	2,800	8.12%	\$ 44.00
5	2,300	6.67%	\$ 36.00
6	2,060	5.98%	\$ 32.00
7	1,920	5.57%	\$ 30.00
8	1,780	5.16%	\$ 28.00
9	1,660	4.82%	\$ 26.00
10	1,550	4.50%	\$ 24.00
Purse	\$34,470	100%	\$ 536.00

